RADOLID®

SCHRAUBENSCHUTZKAPPEN

PROTECTIVE CAPS

Die RADOLID Thiel GmbH ist seit 1961 auf Herstellung und Vertrieb von Schraubenschutzkappen aus Kunststoff spezialisiert. An zwei Produktionsstandorten fertigen wir 4.000 verschiedene Artikel für über 3.000 Kunden. Damit bietet RADOLID das größte Portfolio an Schraubenschutzkappen weltweit. Unsere Produkte finden unter anderem Anwendung in Automotive, erneuerbaren Energien, Maschinen- und Anlagenbau und der Bauindustrie. Mit moderner, Leitrechner-gesteuerter Produktion, eigener Entwicklungsabteilung und hausinternem Werkzeugbau können wir Kundenanforderungen schnell und kostengünstig umsetzen. RADOLID ist Ihr Partner rund um den Schutz von Schraubenverbindungen.

Since 1961 RADOLID Thiel GmbH has been specialized in the production and distribution of screw protective caps made out of plastic. At two production facilities we produce over 4.000 different products for over 3.000 customers. RADOLID thus offers the largest portfolio of screw protective caps worldwide. Our products are used in automotive, wind energy, architecture and construction industry. With a modern, computer controlled production, our own development department and an in-house tool shop we can fulfill our customers requirements fast and easy. RADOLID is your partner when it comes to the protection of your screw connections.

Produktionshalle in Schalksmühle / Shop floor

QUALITÄT - ZUVERLÄSSIGKEIT - SICHERHEIT

WARUM DAS RADOLID-SYSTEM FUNKTIONIERT
WHY THE RADOLID-SYSTEM WORKS

DICHTLIPPE / *SEALING LIP*

Alle RADOLID Schraubenschutzkappen verfügen über eine Dichtlippe, die das System nach außen abdichtet. Sie befindet sich am äußeren, unteren Rand der Kappe und passt sich bei der Montage der Oberfläche an.

All RADOLID protective caps have a sealing lip that seals the system outwardly. It is fitted on the lower outer edge of the cap and adapts to the surface during fitting.

RUNDER QUERSCHNITT / *CIRCULAR CROSS SECTION*

RADOLID Schraubenschutzkappen haben stets einen runden Querschnitt. Hierdurch minimieren wir im Produktionsprozess entstehende Eigenspannungen, so dass die Kappen auch bei großen Toleranzen der Muttern und Schraubenköpfen nicht reißen oder platzen.

RADOLID protective caps always have a circular cross section. This allows us to minimise residual stress generated during the production process so that the caps do not tear or split, even where large nut and bolt head tolerances are involved.

KLEMMRAND / *LOCKING EDGE*

RADOLID Klemmkappen vom Typ SW, HSW und TSW verfügen am inneren, unteren Rand über einen Klemmrand. Dieser greift bei Montage unter die Fase der Mutter oder des Schraubenkopfs und sichert somit den festen und sicheren Halt der Schutzkappe.

RADOLID type SW, HSW and TSW locking caps have a locking edge on the lower inner edge. This engages under the chamfer of the nut, ensuring a firm, secure connection of the protective cap.

HOHLKEHLE / *CIRCULAR GROOVE*

Die Hohlkehle der RADOLID Schraubenschutzkappen bildet zwischen Klemmrand und Dichtlippe eine umlaufende Schutzkammer. Eindringende Feuchtigkeit wird hier gesammelt und verteilt und dringt somit nicht unmittelbar in das Kappeninnere ein.

The RADOLID protective cap groove forms a circumferential protective chamber between the locking edge and sealing lip. Penetrating moisture is collected and distributed here, thus preventing it from penetrating directly into the interior of the cap.

RADOLID LIFETIME-WARRANTY

Bei unseren Standardserien SW, HSW, TSW, B und BM garantieren wir Ihnen, je nach Anwendung, eine Lebensdauer der Schutzkappe von bis zu 25 Jahren.

We guarantee a service life of up to 25 years for our standard SW, HSW, TSW, B and BM series, depending on the application. Please contact us to select the right cap with an optimum service life for your application.

Querschnitt und Funktion
Cross-section and function

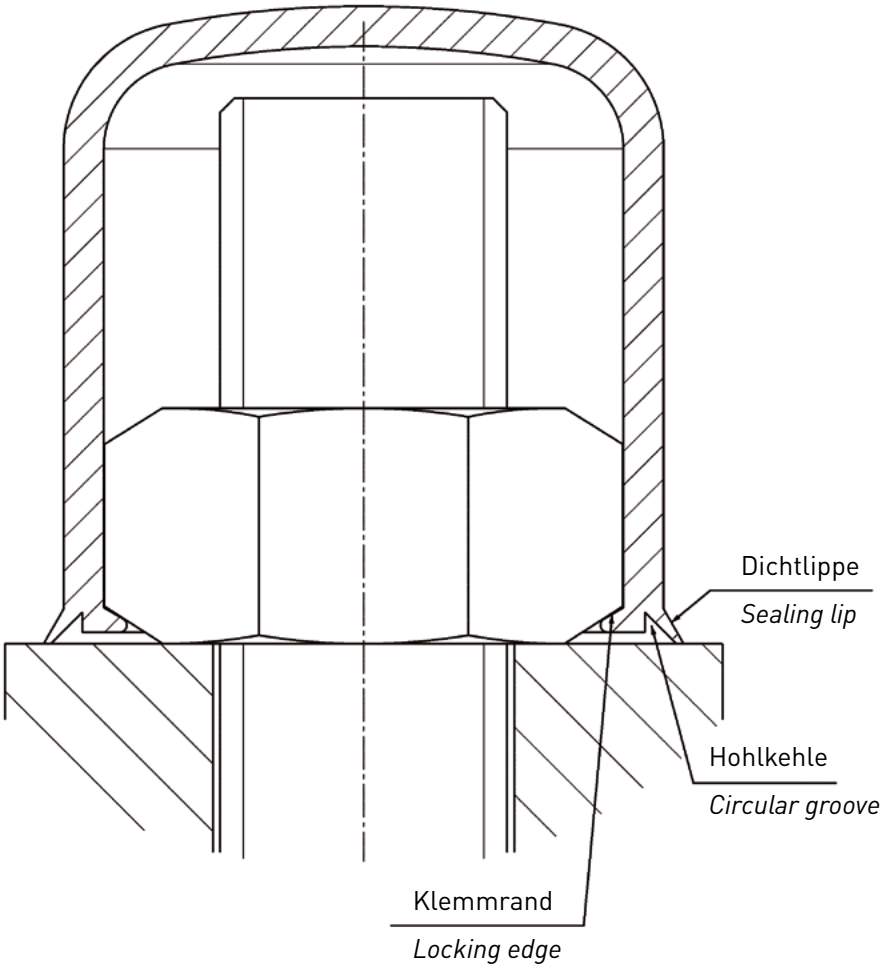

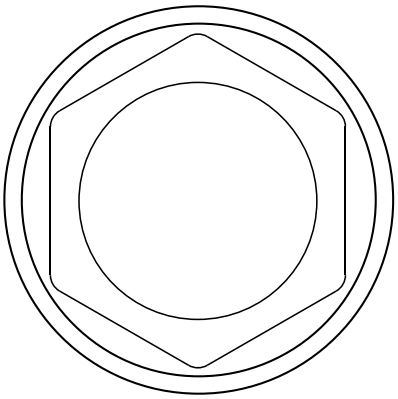

Der runde Querschnitt / *The circular cross section*

Vermindert Kapillaraszension und gleicht Sechskanttoleranzen aus

Reduces capillary action, compensates hexagon tolerances

Gemeinsam für eine bessere Zukunft
Together for a better tomorrow

Umwelt und Nachhaltigkeit

RADOLID steht nicht nur für Qualität, Zuverlässigkeit und Sicherheit, sondern auch für nachhaltige Produkte und Prozesse. Im Rahmen unserer zertifizierten Energie- und Umweltmanagementsysteme sind wir stets bestrebt uns klimaverträglicher und somit nachhaltiger aufzustellen. Schon heute beziehen wir einen großen Teil unserer Energie für unsere Produktion aus einer eigenen Photovoltaikanlage. Mit einem modernen Monitoring-system können wir den Energieverbrauch unserer Produktionsanlagen kilowattstunden-genau verfolgen und somit unsere Prozesse energetisch optimieren. Seit über 30 Jahren ist RADOLID bereits Partner der Windkraftindustrie. Sowohl On- als auch Offshore helfen unsere Produkte dabei regenerative Energien zu nutzen. Dabei setzen wir verstärkt recy-celtes Kunststoffgranulat ein und geben beispielsweise einer Getränkeflasche ein zweites Leben - für eine grünere Zukunft.

RADOLID not only stands for quality, reliability and safety, but also for sustainable products and processes. As part of our certified energy and environmental management systems we are always striving to be more climate-friendly and therefore more sustainable. We already obtain a large part of our energy for our production from our own photovoltaic system. With a modern monitoring system, we can track the energy consumption of our production facilities down to the kilowatt hour and can therefore optimize our processes energetically. RADOLID has been a part-ner to the wind power industry for over 30 years. Both on- and offshore our products help to use renewable energy. We are increasingly using recycled plastic granulate and are giving a second life to a plastic bottle – for a greener future.

SZI
DIN EN ISO 14001:2015
DIN EN ISO 9001:2015
certified

Zertifizierungen / *Certifications*

ISO 9001 + ISO 14001 + ISO 50001 + ROHS2 + REACH

Partner / *Partners*

ARBURG abas ERP DS CATIA CAQ AG

Weitere Informationen unter: www.radolid.de

S. 08 | KLEMMKAPPE SW/HSW
LOCKING CAP SW/HSW

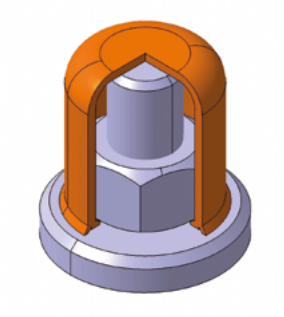

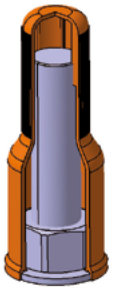

TELESKOPKAPPE TSW
TELESCOPIC CAP TSW | S. 32

S. 46 | SCHRAUBKAPPE B
SCREW CAP B

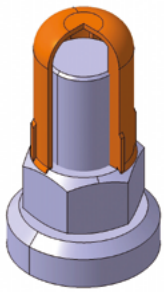

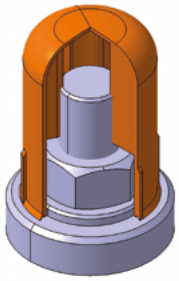

SCHRAUBKAPPE BM
SCREW CAP BM | S. 54

S. 62 | RADMUTTERSCHUTZKAPPE KSW
WHEEL NUT CAP KSW

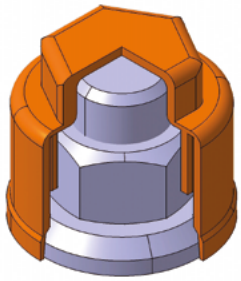

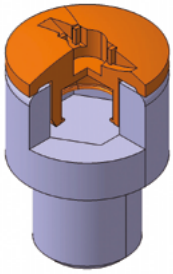

INNENSECHSKANTKAPPE ISK
HEXAGON SOCKET CAP ISK | S. 70

SW/HSW

SW HSW

KLEMMKAPPE
LOCKING CAP

SW/HSW

Für Sechskantschrauben und Sechskantmuttern
For hexagon bolts and hexagon nuts

RADOLID-Artikelnummer / *Article number:*

SW 10-1-G8 PE BLACK

1 2 3 4 5

1. Schlüsselweite / *Width across flats* - **2.** Ausführung / *Type*
3. Gesamtinnenhöhe / *Total height inside* - **4.** Material / *Material*
5. Farbe / *Color*

1 Schlüsselweite / *Width across flats*



2 Ausführung / *Type*

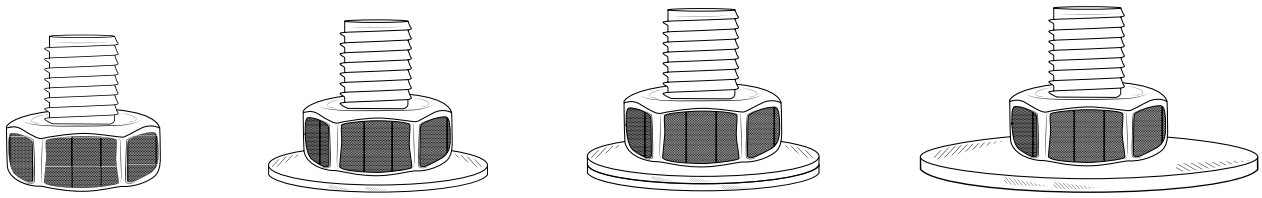

1	2	3	4
Ohne Unterlegscheibe *Without washer*	Mit einer Unterlegscheibe *With one washer*	Mit zwei Unterlegscheiben *With two or thicker washers*	Mit einer großen Unterlegscheibe *With one large diameter washer*

3 Gesamthöhe / *Total height*

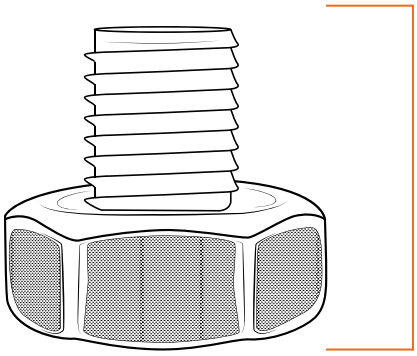

Gesamthöhe der Verschraubung
Total height of the fitting

4 Material / *Material*

Standardmaterial:
Standard material: PE / Polyethylen

Weitere Materialien auf Anfrage verfügbar.
Other materials available on request.

5 Farbe / *Color*

Standard:
Standard:

Weitere Farben auf Anfrage verfügbar.
Other colors available on request.

KLEMMKAPPE / *LOCKING CAPS*



Ausführung / *Type 1*

Für Schraubverbindungen ohne Unterlegscheibe
For bolted joints without washer

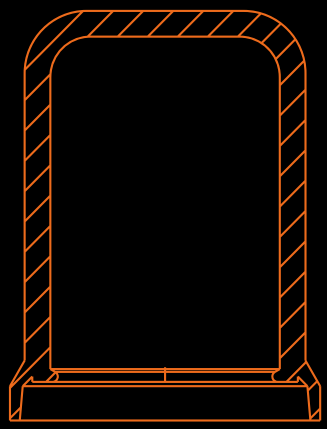

Ausführung / *Type 2*

Für Schraubverbindungen mit einer Unterlegscheibe
For bolted joints with one washer

- Klemmrand / *Locking edge*
- Dichtlippe / *Sealing lip*
- Hohlkehle / *Circular groove*
- Runder Querschnitt / *Circular cross section*

Für verschiedene Höhen, auch für längere Schraubenüberstände
For different heights, also for longer bolt lengths above the nut

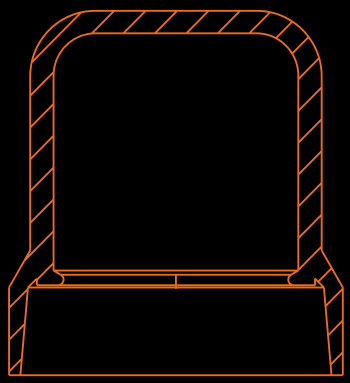

Ausführung / *Type 3*

Für mehrere oder hohe Unterlegscheiben
For several or higher washers

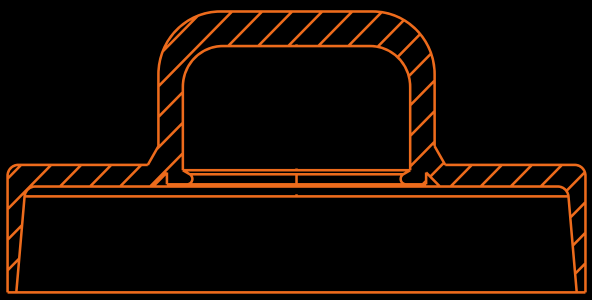

Ausführung / *Type 4*

Für Unterlegscheiben mit großem Durchmesser
For large diameter washers

SW

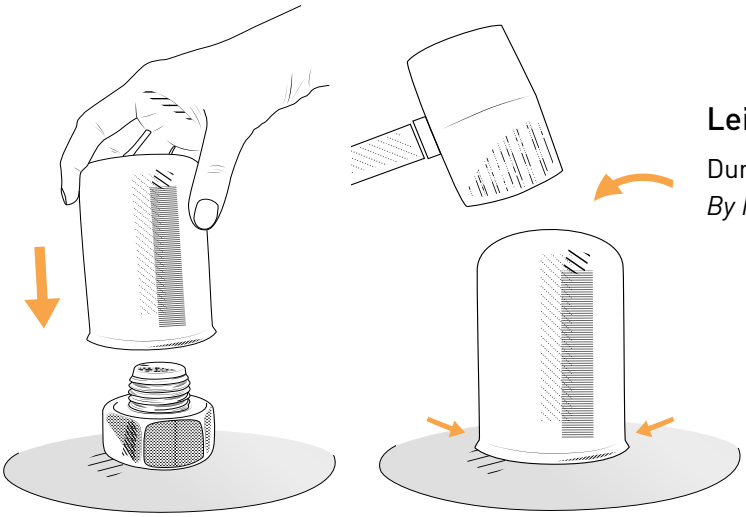

Leichte Montage / *Easy assembly*

Durch Hammerschlag oder Handdruck /
By hand or hammer

KLEMMKAPPE *LOCKING CAP* SW/HSW

		Artikelmaße / *Article dimensions in mm*					
Metr. DIN/ *Bolt size*	ARTIKEL *PART CODE*	Ausführung/ *Type*	G Innenhöhe/ *Inside height*	GH Außenhöhe/ *Outside height*	GD Gesamt Ø / *Total Ø*	D Innen Ø / *Inside Ø*	S Scheibenhöhe/ *Washer height*
3	SW5,5-1-G3	1	2,5	4,0	9,0		
3	SW5,5-1-G6	1	6,0	7,0	8,5		
3	SW5,5-1-G7	1	6,5	9,0	9,5		
3,5	SW6-1-G3	1	3,0	4,0	9,5		
3,5	SW6-1-G6	1	5,5	7,0	10,0		
3,5	SW6-2-G4	2	4,0	5,5	10,0	9,0	0,6
	SW7/6-2-G5	2	4,5	6,0	11,0	9,5	0,8
4	SW7-1-G4	1	3,5	5,5	11,0		
4	SW7-1-G7	1	6,5	8,5	10,5		
4	SW7-1-G9	1	8,5	10,5	11,0		
4	SW7-2-G5	2	4,5	6,5	11,0	10,0	0,8
4	SW7-2-G8	2	7,5	9,0	11,0	9,5	1,0
4	SW7-2-G10	2	9,0	11,0	11,0	9,5	0,8
4	SW7-4-G9	4	8,0	10,0	14,0	12,5	1,0
5	SW8-1-G5	1	4,5	6,0	12,0		
5	SW8-1-G8	1	8,0	10,0	11,5		
5	SW8-1-G10	1	10,0	11,5	12,5		
5	SW8-1-G19	1	18,5	21,5	12,0		
5	SW8-2-G6	2	5,5	7,0	12,5	10,5	1,0
5	SW8-2-G9	2	9,0	10,5	12,0	10,5	1,0
5	SW8-2-G11	2	11,0	12,5	12,5	10,5	1,1
5	SW8-2-G20	2	20,0	22,0	13,0	11,0	1,2
5	SW8-4-G11	4	10,5	12,0	17,0	15,0	2,0
6	SW10-1-G3	1	2,5	4,5	14,5		
6	SW10-1-G5	1	5,0	6,5	14,5		
6	SW10-1-G6	1	6,0	7,5	14,5		

		Artikelmaße / *Article dimensions in mm*					
Metr. DIN/ *Bolt size*	ARTIKEL *PART CODE*	Ausführung/ *Type*	G Innenhöhe/ *Inside height*	GH Außenhöhe/ *Outside height*	GD Gesamt Ø/ *Total Ø*	D Innen Ø/ *Inside Ø*	S Scheibenhöhe/ *Washer height*
6	SW10-1-G11	1	11,0	12,5	14,5		
6	SW10-1-G13	1	12,5	14,5	15,0		
6	SW10-1-G16	1	16,0	17,5	14,5		
6	SW10-1-G34	1	33,5	35,5	15,0		
6	SW10-2-G7	2	7,0	8,0	14,5	13,0	1,5
6	SW10-2-G13	2	13,0	14,5	15,0	13,5	1,6
6	SW10-2-G18	2	17,5	19,0	15,0	13,5	1,6
6	SW10-3-G15	3	15,0	16,5	15,0	13,0	4,0
6	SW10-4-G6	4	6,5	8,0	18,0	16,5	1,3
6	SW10-4-G8	4	8,0	9,5	22,5	20,0	2,8
6	SW10-4-G10	4	11,0	12,5	27,5	25,5	4,5
6	SW10-4-G16	4	10,5	17,5	22,5	20,0	2,7
	SW11-1-G6	1	5,5	7,5	15,5		
	SW11-1-G11	1	10,5	12,5	15,5		
	SW11-2-G13	2	12,5	14,5	16,0	14,5	1,6
7	SW12-1-G7	1	6,5	8,5	17,5		
7	SW12-1-G12	1	12,0	13,5	17,5		

Ausführungen / *Types*

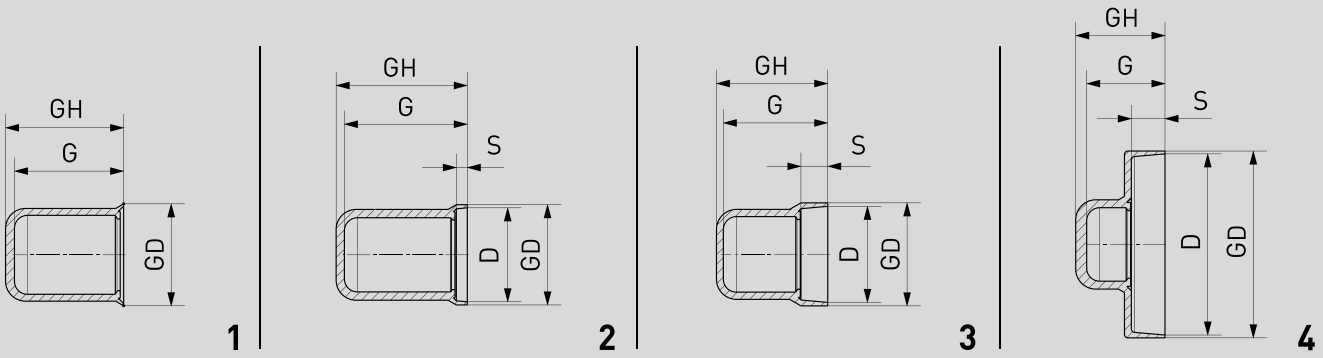

KLEMMKAPPE *LOCKING CAP* SW/HSW

		Artikelmaße / *Article dimensions in mm*					
Metr. DIN/ *Bolt size*	ARTIKEL *PART CODE*	Ausführung/ *Type*	G Innenhöhe/ *Inside height*	GH Außenhöhe/ *Outside height*	GD Gesamt Ø / *Total Ø*	D Innen Ø / *Inside Ø*	S Scheibenhöhe/ *Washer height*
7	SW12-2-G14	2	14,0	15,5	17,5	15,5	1,6
8	SW13-1-G8	1	8,0	9,5	18,5		
8	SW13-1-G11	1	12,5	14,5	19,0		
8	SW13-1-G12	1	11,5	13,0	19,5		
8	SW13-1-G13	1	12,5	14,5	19,0		
8	SW13-1-G15	1	14,5	16,5	18,5		
8	SW13-1-G18	1	18,0	19,0	18,5		
8	SW13-1-G45	1	44,5	46,0	19,0		
8	SW13-2-G10	2	10,0	11,5	19,0	17,5	1,6
8	SW13-2-G14	2	13,5	15,5	18,5	17,0	1,6
8	SW13-2-G19	2	19,0	20,0	18,5	17,0	1,6
8	SW13-2-G29	2	28,5	30,5	19,0	17,0	1,6
8	SW13-3-G16	3	14,5	16,0	19,5	18,5	2,8
8	SW13-3-G21	3	21,5	23,0	19,5	18,0	2,9
8	SW13-4-G11	4	11,0	12,5	27,0	24,5	2,0
8	SW13-4-G12	4	12,0	13,5	27,0	25,0	2,3
8	SW13-4-G13	4	13,5	15,5	27,0	25,0	4,0
8	SW13-4-G18	4	18,0	19,5	26,5	24,0	5,0
8	SW13-4-G25	4	24,0	26,0	21,5	19,5	2,0
8	SW13-4-G39	4	39,0	40,5	27,0	25,0	2,1
8	SW14-1-G13	1	12,5	14,5	20,0		
8	SW14-1-G18	1	18,0	20,0	20,5		
8	SW14-1-G28	1	27,5	29,0	20,5		
8	SW14-2-G14	2	14,0	15,5	20,0	18,5	2,0
8	SW14-2-G19	2	18,5	20,5	20,0	18,5	1,6
8	SW14-3-G16	3	16,0	18,0	21,5	19,0	3,3

		Artikelmaße / *Article dimensions in mm*					
Metr. DIN/ *Bolt size*	ARTIKEL *PART CODE*	Ausführung/ *Type*	G Innenhöhe/ *Inside height*	GH Außenhöhe/ *Outside height*	GD Gesamt Ø / *Total Ø*	D Innen Ø / *Inside Ø*	S Scheibenhöhe/ *Washer height*
	SW15-0-G13		13,5	15,0	23,0	21,0	
	SW15-0-G16		15,5	17,5	25,0		
	SW15-1-G15	1	15,0	16,5	21,0		
	SW15-2-G18	2	17,5	19,5	21,5	19,5	2,0
	SW15-4-G10	4	9,5	11,0	24,5	22,5	0,3
10	SW16-1-G20	1	19,0	21,5	22,5		
10	SW16-2-G17	2	16,5	19,0	24,5	23,0	2,0
10	SW16-4-G10	4	9,5	11,5	33,5	31,0	2,9
10	SW16-4-G12	4	12,5	14,0	33,0	31,0	4,0
10	SW16-4-G28	4	27,0	29,5	26,0	23,0	2,0
10	SW17-0-G20		19,0	21,0	22,0		
10	SW17-1-G5	1	5,5	7,0	23,0		
10	SW17-1-G10	1	9,5	11,5	23,5		
10	SW17-1-G15	1	14,5	17,0	24,0		
10	SW17-1-G20	1	19,5	21,5	24,0		
10	SW17-1-G24	1	24,0	25,5	24,0		
10	SW17-1-G45	1	45,0	47,0	23,5		

Ausführungen / *Types*

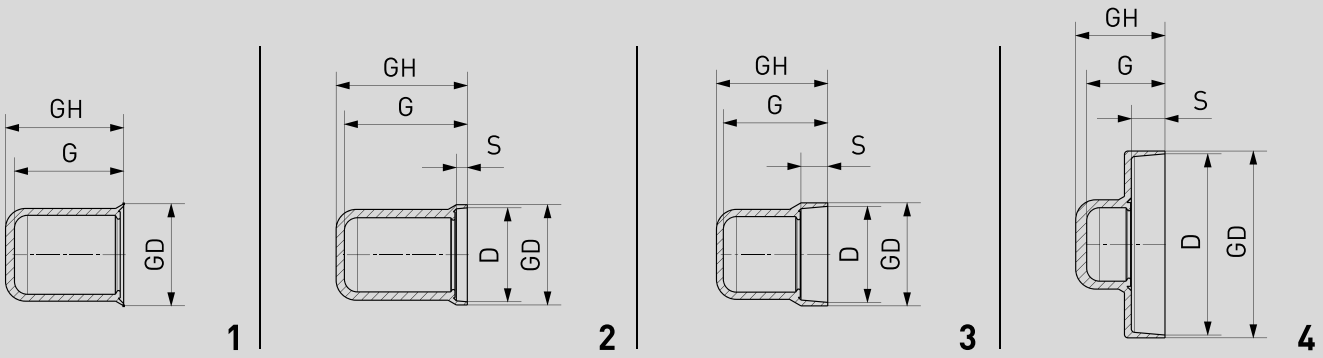

KLEMMKAPPE *LOCKING CAP* SW/HSW

		Artikelmaße / *Article dimensions in mm*					
Metr. DIN/ *Bolt size*	ARTIKEL *PART CODE*	Ausführung/ *Type*	G Innenhöhe/ *Inside height*	GH Außenhöhe/ *Outside height*	GD Gesamt Ø / *Total Ø*	D Innen Ø / *Inside Ø*	S Scheibenhöhe/ *Washer height*
10	SW17-2-G12	2	12,0	14,0	24,0	22,5	2,0
10	SW17-2-G16	2	15,5	17,5	24,0	22,0	2,0
10	SW17-2-G17	2	17,0	19,0	24,0	21,5	2,0
10	SW17-2-G22	2	22,0	23,5	24,0	21,5	2,0
10	SW17-2-G26	2	25,5	28,0	24,0	21,5	2,0
10	SW17-2-G47	2	47,5	49,5	24,0	21,5	2,0
10	SW17-3-G19	3	18,5	20,5	26,0	23,0	4,0
10	SW17-3-G29	3	29,0	31,0	26,0	22,5	4,5
10	SW17-4-G12	4	12,0	14,0	33,0	30,5	2,8
10	SW17-4-G13	4	11,5	14,5	54,0	52,0	3,0
10	SW17-4-G17	4	16,0	18,0	36,0	34,0	3,0
12	SW18-1-G19	1	19,0	21,0	25,0		
12	SW18-1-G22	1	22,5	24,5	24,5		
12	SW18-2-G12	2	12,0	13,5	25,0	24,0	2,0
12	SW18-2-G20	2	19,5	22,0	25,0	23,5	2,1
12	SW18-3-G12	3	12,0	14,0	26,5	24,5	4,0
12	SW18-4-G13	4	13,0	14,5	40,0	38,0	3,0
12	SW18-4-G30	4	29,5	31,5	32,5	29,5	3,0
12	SW18-4-G32	4	31,5	33,5	40,0	37,5	4,0
12	SW19-1-G12	1	11,5	13,5	26,5		
12	SW19-1-G13	1	12,5	14,5	26,5		
12	SW19-1-G17	1	16,5	19,0	26,5		
12	SW19-1-G22	1	21,5	23,5	26,5		
12	SW19-1-G27	1	27,0	29,0	27,0		
12	SW19-1-G37	1	37,0	39,0	26,5		
12	SW19-1-G50	1	50,0	52,0	27,0		

		Artikelmaße / *Article dimensions in mm*					
Metr. DIN/ *Bolt size*	ARTIKEL *PART CODE*	Ausführung/ *Type*	G Innenhöhe/ *Inside height*	GH Außenhöhe/ *Outside height*	GD Gesamt Ø / *Total Ø*	D Innen Ø / *Inside Ø*	S Scheibenhöhe/ *Washer height*
12	SW19-2-G15	2	14,5	16,5	26,5	24,0	2,5
12	SW19-2-G20	2	19,0	21,5	26,5	24,0	2,5
12	SW19-2-G25	2	24,5	26,5	27,0	24,0	2,5
12	SW19-2-G40	2	40,0	42,0	26,5	24,0	2,5
12	SW19-3-G25	3	24,0	26,5	26,0	23,5	5,7
12	SW19-4-G13	4	12,0	14,5	31,0	28,0	3,0
12	SW19-4-G20	4	20,5	22,5	31,5	29,0	4,5
12	SW19-4-G25	4	24,0	26,0	43,5	41,0	9,0
12	SW19-4-G26	4	25,0	28,0	42,5	40,5	3,0
12	SW19-4-G33	4	32,5	34,5	31,0	29,0	5,5
12	SW19-4-G39	4	38,0	40,0	31,0	28,0	5,5
	SW21-1-G23	1	22,5	25,0	29,0		
	SW21-2-G20	2	19,5	22,0	29,5	27,0	2,5
	SW21-3-G24	3	24,0	26,0	32,5	30,0	5,2
	SW21-3-G35	3	35,5	37,5	32,5	30,0	5,0
14	SW22-1-G19	1	19,0	21,0	30,5		
14	SW22-1-G24	1	24,0	26,0	30,5		

Ausführungen / *Types*

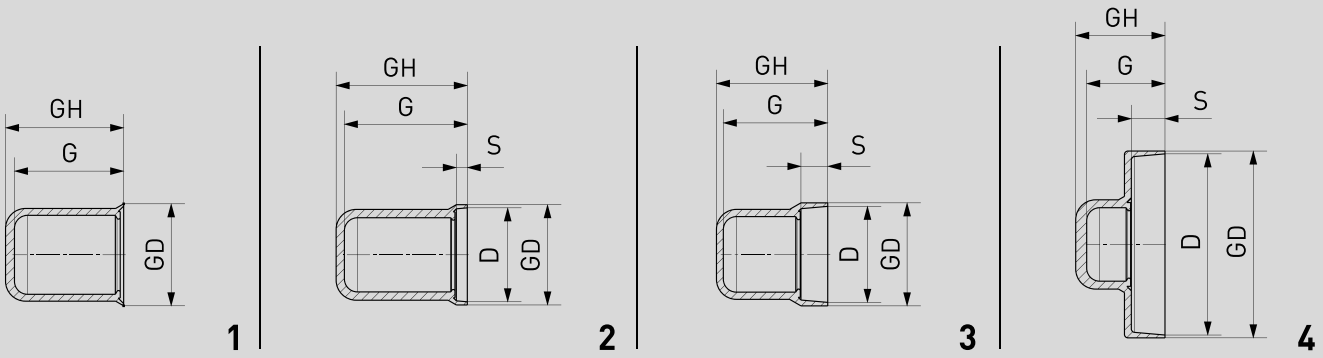

KLEMMKAPPE *LOCKING CAP* SW/HSW

		Artikelmaße / *Article dimensions in mm*					
Metr. DIN/ *Bolt size*	ARTIKEL *PART CODE*	Ausführung/ *Type*	G Innenhöhe/ *Inside height*	GH Außenhöhe/ *Outside height*	GD Gesamt Ø / *Total Ø*	D Innen Ø / *Inside Ø*	S Scheibenhöhe/ *Washer height*
14	SW22-1-G35	1	34,5	37,0	30,0		
14	SW22-1-G64	1	64,5	67,0	30,5		
14	SW22-2-G22	2	21,5	24,0	30,5	28,0	2,5
14	SW22-2-G27	2	26,5	29,0	30,5	28,0	2,5
14	SW22-2-G37	2	37,5	39,0	30,5	28,0	2,5
14	SW22-3-G38	3	37,0	39,5	32,0	30,0	2,5
	SW23-1-G20	1	19,0	21,5	31,5		
16	SW24-1-G11	1	11,5	13,5	33,0		
16	SW24-1-G14	1	13,5	15,5	33,5		
16	SW24-1-G16	1	16,5	19,0	34,5		
16	SW24-1-G21	1	19,5	22,5	33,0		
16	SW24-1-G26	1	26,0	28,0	33,0		
16	SW24-1-G31	1	31,0	32,0	32,5		
16	SW24-1-G41	1	41,5	43,0	32,5		
16	SW24-1-G51	1	49,5	52,0	32,5		
16	SW24-2-G17	2	17,0	19,5	33,0	30,5	3,0
16	SW24-2-G19	2	18,5	21,0	33,5	31,0	3,0
16	SW24-2-G24	2	24,0	26,0	33,0	30,5	3,0
16	SW24-2-G29	2	28,5	31,5	32,5	30,5	3,0
16	SW24-2-G34	2	33,5	36,0	33,0	31,0	3,0
16	SW24-2-G44	2	43,5	46,0	34,5	32,5	3,0
16	SW24-2-G54	2	52,5	55,0	33,5	31,0	3,0
16	SW24-2-G69	2	67,5	69,5	34,0	32,0	3,0
16	SW24-3-G17	3	15,5	17,5	34,5	31,5	3,0
16	SW24-3-G27	3	25,0	27,0	34,0	32,0	5,0
16	SW24-3-G30	3	25,0	27,0	34,5	30,0	7,0

		Artikelmaße / *Article dimensions in mm*					
Metr. DIN/ *Bolt size*	ARTIKEL *PART CODE*	Ausführung/ *Type*	G Innenhöhe/ *Inside height*	GH Außenhöhe/ *Outside height*	GD Gesamt Ø / *Total Ø*	D Innen Ø / *Inside Ø*	S Scheibenhöhe/ *Washer height*
16	SW24-3-G32	3	29,5	32,0	34,5	30,5	5,0
16	SW24-4-G28	4	25,5	28,0	42,0	39,0	6,0
16	SW24-4-G33	4	30,5	33,0	43,5	39,0	6,0
16	SW24-4-G60	4	59,5	62,0	51,0	48,5	4,0
	SW25-1-G25	1	25,0	27,5	35,0		
	SW25-1-G37	1	34,5	37,0	36,0		
	SW25-2-G28	2	27,5	30,5	35,5	33,0	3,0
18	SW27-1-G20	1	20,5	22,5	37,5		
18	SW27-1-G25	1	25,0	27,5	37,5		
18	SW27-1-G38	1	38,0	40,5	37,5		
18	SW27-1-G45	1	44,5	48,0	37,5		
18	SW27-1-G67	1	66,5	70,5	37,0		
18	SW27-2-G26	2	26,5	28,5	37,5	34,5	3,0
18	SW27-2-G31	2	30,5	33,0	37,0	34,5	3,0
18	SW27-2-G40	2	40,0	42,5	38,0	35,0	3,0
18	SW27-2-G71	2	70,5	74,0	38,5	36,0	3,0
18	SW27-4-G40	4	40,5	42,5	43,0	40,0	5,0

Ausführungen / *Types*

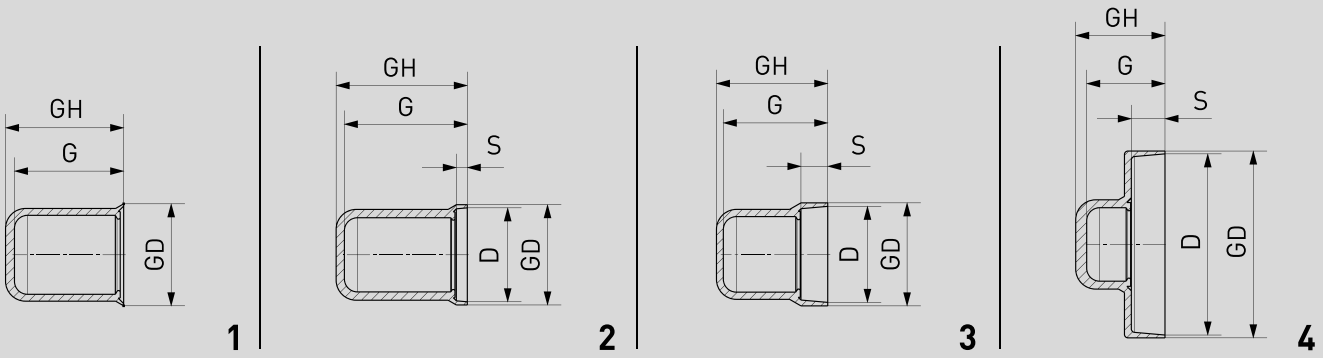

KLEMMKAPPE *LOCKING CAP* SW/HSW

		Artikelmaße / *Article dimensions in mm*					
Metr. DIN/ *Bolt size*	ARTIKEL *PART CODE*	Ausführung/ *Type*	G Innenhöhe/ *Inside height*	GH Außenhöhe/ *Outside height*	GD Gesamt Ø / *Total Ø*	D Innen Ø / *Inside Ø*	S Scheibenhöhe/ *Washer height*
20	SW30-1-G14	1	13,0	16,5	40,5		
20	SW30-1-G24	1	23,0	26,0	41,0		
20	SW30-1-G28	1	28,0	30,5	41,0		
20	SW30-1-G34	1	33,5	36,0	40,0		
20	SW30-1-G39	1	38,5	41,0	41,0		
20	SW30-1-G47	1	47,0	49,5	41,0		
20	SW30-1-G79	1	79,5	81,5	42,0		
20	SW30-1-G120	1	118,0	121,0	42,5		
20	SW30-2-G25	2	24,5	27,5	41,5	39,0	3,0
20	SW30-2-G30	2	30,0	33,0	41,5	40,0	3,0
20	SW30-2-G37	2	36,5	38,5	41,5	39,5	3,7
20	SW30-2-G40	2	41,0	43,5	40,5	38,5	3,0
20	SW30-2-G52	2	51,5	54,0	41,5	39,5	3,0
20	SW30-2-G82	2	82,5	85,0	42,5	39,5	3,0
20	SW30-3-G32	3	31,5	34,0	41,5	38,5	8,5
20	SW30-4-G33	4	33,0	35,0	49,5	44,5	6,0
20	SW30-4-G50	4	49,5	52,0	55,0	52,5	4,0
22	SW32-1-G27	1	26,0	28,0	45,5		
22	SW32-1-G32	1	32,0	34,0	44,0		
22	SW32-1-G37	1	35,0	38,0	44,0		
22	SW32-1-G42	1	41,0	44,0	44,0		
22	SW32-1-G47	1	46,5	49,0	43,5		
22	SW32-1-G72	1	70,0	72,5	43,5		
22	SW32-2-G30	2	29,0	31,5	44,0	42,5	3,0
22	SW32-2-G40	2	38,5	41,5	44,0	41,0	3,0
22	SW32-3-G54	3	56,0	58,5	44,0	41,0	7,5

		Artikelmaße / *Article dimensions in mm*					
Metr. DIN/ *Bolt size*	ARTIKEL *PART CODE*	Ausführung/ *Type*	G Innenhöhe/ *Inside height*	GH Außenhöhe/ *Outside height*	GD Gesamt Ø / *Total Ø*	D Innen Ø / *Inside Ø*	S Scheibenhöhe/ *Washer height*
24	SW36-1-G28	1	27,0	30,0	48,5		
24	SW36-1-G33	1	32,5	35,0	48,5		
24	SW36-1-G38	1	37,5	40,0	48,5		
24	SW36-1-G43	1	42,0	45,0	48,0		
24	SW36-1-G52	1	51,5	54,0	49,0		
24	SW36-1-G73	1	71,0	74,0	49,0		
24	SW36-1-G115	1	112,5	116,0	48,5		
24	SW36-2-G32	2	31,5	35,0	49,0	46,5	4,0
24	SW36-2-G38	2	37,0	40,0	50,0	47,5	4,0
24	SW36-2-G42	2	40,5	44,0	49,0	46,5	4,0
24	SW36-2-G47	2	46,5	49,0	48,5	46,0	4,1
24	SW36-2-G56	2	55,5	58,0	49,0	46,0	4,0
24	SW36-2-G77	2	76,0	78,5	49,0	46,5	4,0
24	SW36-4-G36	4	34,5	38,0	66,0	63,0	6,5
24	SW36-4-G55	4	54,0	57,0	58,5	55,0	4,3
	SW37-1-G45	1	44,5	47,0	50,5		
	SW39-1-G48	1	47,0	50,5	53,0		

Ausführungen / *Types*

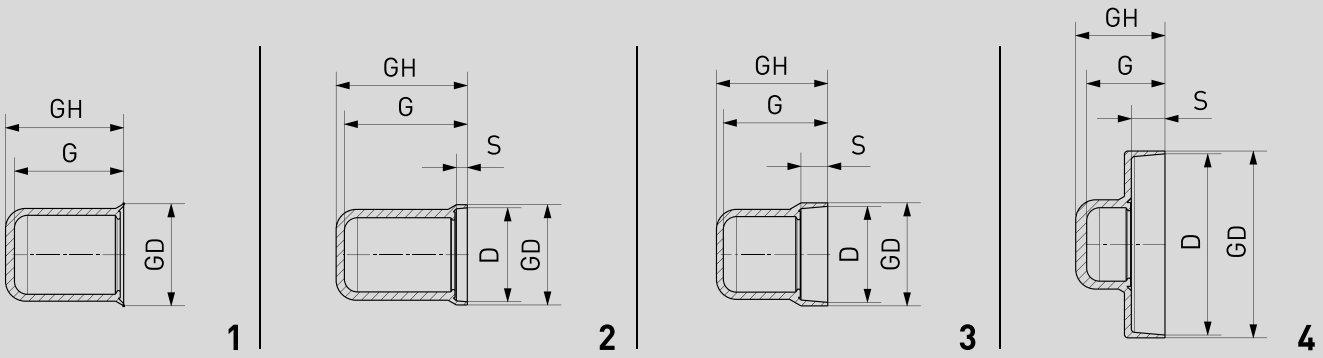

KLEMMKAPPE *LOCKING CAP* SW/HSW

		Artikelmaße / *Article dimensions in mm*					
Metr. DIN/ *Bolt size*	ARTIKEL *PART CODE*	Ausführung/ *Type*	G Innenhöhe/ *Inside height*	GH Außenhöhe/ *Outside height*	GD Gesamt Ø / *Total Ø*	D Innen Ø / *Inside Ø*	S Scheibenhöhe/ *Washer height*
27	SW41-1-G31	1	31,0	34,0	55,5		
27	SW41-1-G41	1	44,0	47,0	55,0		
27	SW41-1-G46	1	50,5	53,5	56,0		
27	SW41-1-G51	1	55,0	58,0	55,5		
27	SW41-1-G76	1	75,5	78,5	55,5		
27	SW41-2-G27	2	27,5	30,5	54,5	51,5	4,0
27	SW41-2-G35	2	39,5	42,5	55,5	52,5	4,0
27	SW41-2-G45	2	48,0	50,5	55,5	53,0	4,0
27	SW41-2-G50	2	50,0	52,5	55,0	53,0	4,0
27	SW41-2-G80	2	88,5	91,5	55,0	52,5	4,0
27	SW41-4-G40	4	40,5	43,5	66,0	62,0	6,0
27	SW41-4-G50	4	49,5	53,0	61,0	58,0	9,0
30	SW46-1-G34	1	34,0	36,5	61,5		
30	SW46-1-G44	1	42,5	45,5	61,5		
30	SW46-1-G49	1	51,0	54,5	61,0		
30	SW46-1-G79	1	77,5	80,5	62,0		
30	SW46-1-G144	1	145,5	147,5	63,5		
30	SW46-2-G30	2	30,5	33,5	62,0	58,5	5,0
30	SW46-2-G38	2	38,0	41,0	62,5	59,0	4,0
30	SW46-2-G53	2	53,0	56,0	63,5	60,0	4,0
30	SW46-2-G83	2	81,0	84,0	61,5	59,5	4,0
30	SW46-3-G59	3	58,0	61,5	66,0	62,0	10,0
30	SW46-3-G70	3	71,0	73,0	62,5	59,0	6,0
30	SW46-4-G59	4	60,0	64,0	73,5	69,5	11,0
33	SW50-1-G46	1	44,0	46,5	66,0		
33	SW50-1-G51	1	54,5	57,5	66,5		

		Artikelmaße / *Article dimensions in mm*					
Metr. DIN/ *Bolt size*	ARTIKEL *PART CODE*	Ausführung/ *Type*	G Innenhöhe/ *Inside height*	GH Außenhöhe/ *Outside height*	GD Gesamt Ø / *Total Ø*	D Innen Ø / *Inside Ø*	S Scheibenhöhe/ *Washer height*
33	SW50-1-G68	1	68,0	71,0	66,5		
33	SW50-1-G81	1	80,0	83,5	66,0		
33	SW50-2-G32	2	32,5	35,5	66,0	62,5	5,0
33	SW50-2-G41	2	40,0	43,5	67,0	64,0	5,0
33	SW50-2-G56	2	57,5	62,5	67,5	63,0	5,0
33	SW50-2-G86	2	88,5	91,5	67,5	63,5	5,0
33	SW50-3-G61	3	63,5	67,5	68,5	63,0	10,0
33	SW50-3-G76	3	77,0	80,5	76,5	73,5	25,0
36	SW55-1-G55	1	57,0	60,0	72,0		
36	SW55-1-G85	1	86,5	89,5	72,0		
36	SW55-1-G155	1	159,5	163,0	74,5		
36	SW55-2-G60	2	62,5	65,5	73,5	70,5	5,0
36	SW55-2-G90	2	90,5	93,5	72,5	70,0	5,0
36	SW55-2-G160	2	158,0	161,0	73,5	70,0	5,0
36	SW55-2-G200	2	199,0	202,5	75,0	69,5	5,0
36	SW55-3-G71	3	74,0	77,5	82,5	76,5	17,0
36	SW55-3-G110	3	109,0	114,5	76,0	73,5	25,0

Ausführungen / *Types*

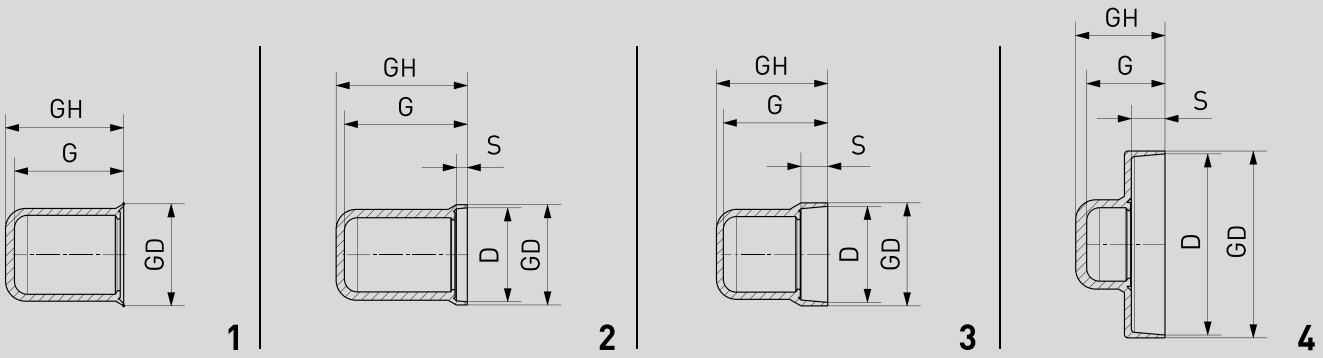

KLEMMKAPPE *LOCKING CAP* SW/HSW

		Artikelmaße / *Article dimensions in mm*					
Metr. DIN/ *Bolt size*	ARTIKEL *PART CODE*	Ausführung/ *Type*	G Innenhöhe/ *Inside height*	GH Außenhöhe/ *Outside height*	GD Gesamt Ø / *Total Ø*	D Innen Ø / *Inside Ø*	S Scheibenhöhe/ *Washer height*
39	SW60-1-G57	1	58,5	61,5	78,0		
39	SW60-1-G87	1	96,0	100,0	79,5		
39	SW60-1-G107	1	108,0	112,0	79,0		
39	SW60-2-G45	2	45,5	49,0	80,0	76,0	6,0
39	SW60-2-G63	2	65,0	68,5	79,5	76,0	6,0
39	SW60-2-G93	2	101,5	105,0	80,5	74,5	6,0
42	SW65-0-G32		33,0	36,0	91,0	85,0	
42	SW65-1-G41	1	41,0	45,0	84,5		
42	SW65-1-G51	1	51,5	56,0	85,5		
42	SW65-1-G61	1	58,5	62,0	84,0		
42	SW65-1-G91	1	90,0	93,0	85,5		
42	SW65-1-G123	1	121,5	125,0	86,0		
42	SW65-2-G68	2	66,5	71,0	85,0	80,5	8,0
42	SW65-2-G98	2	95,5	99,5	86,0	82,5	7,0
42	SW65-2-G130	2	127,5	131,5	87,5	83,5	8,0
42	SW65-2-G200	2	197,0	200,5	86,0	81,0	7,0
42	SW65-3-G116	3	117,0	121,0	95,5	91,0	33,0
45	SW70-1-G63	1	63,0	66,0	91,0		
45	SW70-1-G70	1	68,0	71,0	91,0		
45	SW70-1-G93	1	99,5	103,5	93,0		
45	SW70-1-G113	1	112,0	118,0	94,0		
45	SW70-2-G55	2	55,0	59,0	91,0	86,0	8,0
45	SW70-2-G70	2	69,5	74,0	91,5	87,0	7,0
45	SW70-2-G100	2	98,5	102,0	91,5	88,5	7,0
48	SW75-1-G50	1	49,0	54,0	97,5		
48	SW75-1-G66	1	65,0	69,5	97,0		

		Artikelmaße / *Article dimensions in mm*					
Metr. DIN/ *Bolt size*	ARTIKEL *PART CODE*	Ausführung/ *Type*	G Innenhöhe/ *Inside height*	GH Außenhöhe/ *Outside height*	GD Gesamt Ø / *Total Ø*	D Innen Ø / *Inside Ø*	S Scheibenhöhe/ *Washer height*
48	SW75-1-G96	1	94,0	98,0	98,0		
48	SW75-2-G74	2	73,5	77,5	97,0	94,0	8,0
48	SW75-2-G103	2	105,5	110,0	102,5	96,0	8,0
48	SW75-2-G145	2	145,5	149,0	97,0	93,0	8,0
52	SW80-1-G70	1	72,5	77,0	106,0		
52	SW80-1-G130	1	127,5	131,0	104,0		
52	SW80-2-G78	2	80,5	85,0	106,5	102,5	8,0
52	SW80-2-G139	2	137,0	141,5	109,0	104,5	8,0
52	SW80-3-G86	3	88,5	93,0	108,0	103,0	16,0
52	SW80-3-G169	3	167,5	172,0	112,0	104,0	39,0
56	SW85-1-G74	1	69,5	75,5	107,0		
56	SW85-1-G132	1	133,5	138,5	116,0		
56	SW85-1-G134	1	133,5	138,5	116,0		
56	SW85-2-G83	2	81,5	85,5	109,0	103,5	9,0
60	SW90-1-G78	1	79,0	84,5	117,0		
90	SW90-1-G156	1	156,5	161,5	118,0		
60	SW90-2-G83	2	83,0	87,5	118,5	113,0	9,0

Ausführungen / *Types*

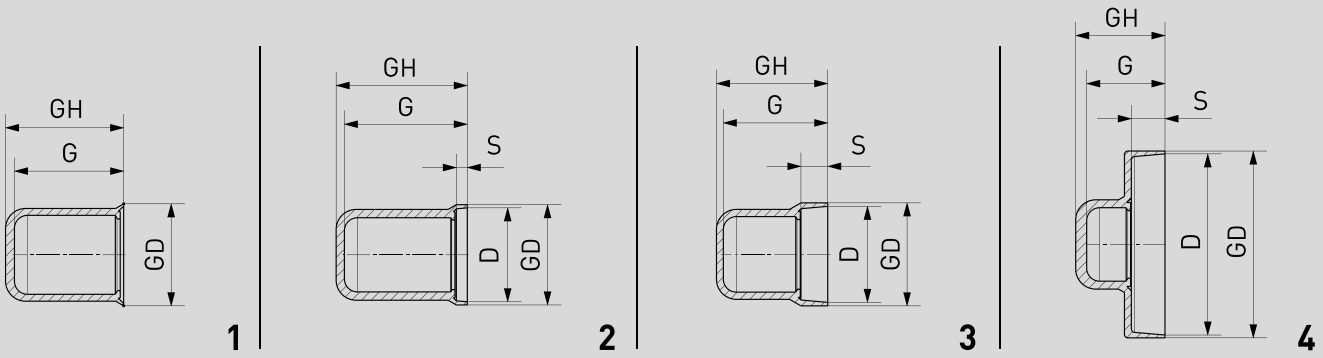

KLEMMKAPPE *LOCKING CAP* SW/HSW

		Artikelmaße / *Article dimensions in mm*					
Metr. DIN/ *Bolt size*	ARTIKEL *PART CODE*	Ausführung/ *Type*	G Innenhöhe/ *Inside height*	GH Außenhöhe/ *Outside height*	GD Gesamt Ø / *Total Ø*	D Innen Ø / *Inside Ø*	S Scheibenhöhe/ *Washer height*
64	SW95-1-G86	1	85,0	89,5	120,5		
64	SW95-1-G143	1	142,5	147,5	121,0		
64	SW95-2-G140	2	137,0	142,5	121,5	117,5	9,0
68	SW100-1-G90	1	88,0	92,5	125,5		
68	SW100-1-G96	1	94,0	99,0	125,0		
72	SW105-1-G90	1	87,0	91,5	133,5		
72	SW105-1-G150	1	147,0	152,5	132,0		
76	SW107-1-G95	1	93,5	99,5	136,5		
80	SW115-1-G97	1	100,0	106,5	153,5		
80	SW115-1-G180	1	181,5	186,5	153,5		
85	SW117-1-G100	1	96,5	102,5	148,0		
90	SW130-1-G106	1	110,0	114,5	174,5		
90	SW130-2-G160	2	158,5	164,5	168,5	161,5	12,0
95	SW135-1-G115	1	112,0	116,0	171,5		
100	SW145-1-G150	1	148,0	155,0	184,0		
110	SW155-1-G165	1	163,5	169,0	194,0		

Notizen / *Notes*

SW

Ausführungen / *Types*

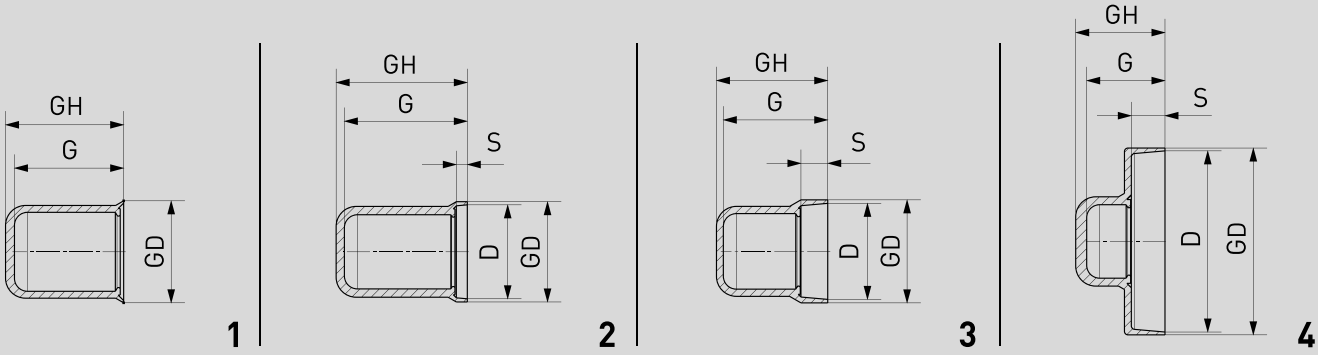

KLEMMKAPPE *LOCKING CAP* SW/HSW

		Artikelmaße / *Article dimensions in mm*					
Metr. DIN/ *Bolt size*	ARTIKEL *PART CODE*	Ausführung/ *Type*	G Innenhöhe/ *Inside height*	GU Max. Mutternhöhe/ *Max. nut height*	GD Gesamt Ø / *Total Ø*	D Innen Ø / *Inside Ø*	S Scheibenhöhe/ *Washer height*
16	HSW24-1-G100	1	100,0	42,5	34,5		
16	HSW24-2-G100	2	103,0	42,5	34,5	31,5	3,0
18	HSW27-1-G100	1	100,0	42,5	37,5		
18	HSW27-2-G100	2	103,0	42,5	37,5	35,0	3,0
20	HSW30-1-G125	1	125,0	52,5	42,0		
20	HSW30-2-G125	2	128,0	55,5	42,0	39,0	3,0
24	HSW36-1-G150	1	150,0	67,5	50,0		
24	HSW36-2-G150	2	154,0	71,5	50,0	47,0	4,0
27	HSW41-1-G150	1	150,0	72,5	57,0		
27	HSW41-2-G150	2	154,0	76,5	57,0	53,0	4,0
30	HSW46-1-G150	1	150,0	70,0	63,0		
30	HSW46-2-G150	2	154,0	74,0	63,0	59,5	4,0
36	HSW55-2-G200	2	199,0	85,0	75,0	69,5	5,0
39	HSW60-2-G200	2	200,5	85,0	78,0	75,0	6,0
42	HSW65-2-G200	2	196,0	91,0	85,5	80,5	7,0
45	HSW70-2-G200	2	200,5	85,0	92,0	88,5	8,0
48	HSW75-2-G200	2	210,5	98,0	98,5	95,0	8,0

Notizen / *Notes*

HSW

Ausführungen / *Types*

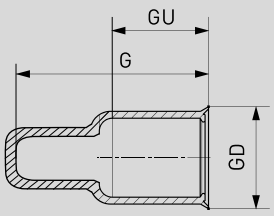

1

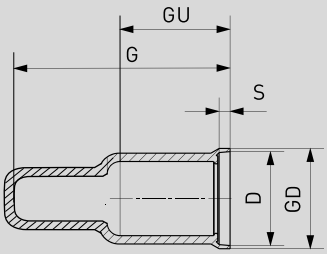

2

TSW

TSW

TELESKOPKAPPE
TELESCOPIC CAP

TSW

Für Sechskantschrauben und Sechskantmuttern
For hexagon bolts and hexagon nuts

RADOLID-Artikelnummer / *Article number:*

TSW 55-1-G149 PE BLACK

1 2 3 4 5

1. Schlüsselweite / *Width across flats* - **2.** Ausführung / *Type*
3. Gesamtinnenhöhe / *Total height inside* - **4.** Material / *Material*
5. Farbe / *Color*

1 Schlüsselweite / *Width across flats*



2 Ausführung / *Type*

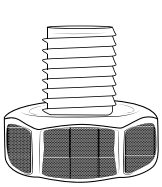

1G

Ohne Unterlegscheibe
Without washer

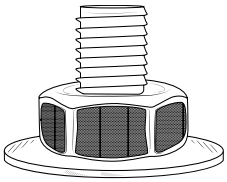

2G

Mit einer Unterlegscheibe
With one washer

3 Gesamthöhe / *Total height*

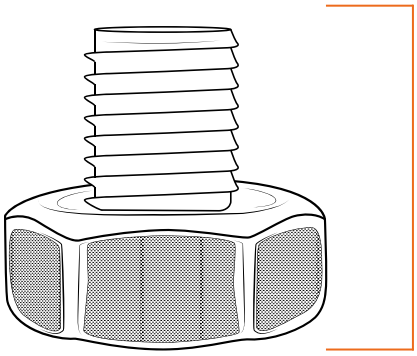

Gesamthöhe der Verschraubung
Total height of the fitting

4 Material / *Material*

Standardmaterial:
Standard material: PE / Polyethylen

Weitere Materialien auf Anfrage verfügbar.
Other materials available on request.

5 Farbe / *Color*

Standard:
Standard:

Weitere Farben auf Anfrage verfügbar.
Other colors available on request.

TSW

TELESKOPKAPPE / *TELESCOPIC CAP*

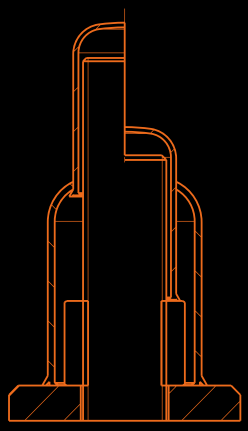

Ausführung / *Type 1*

Für Schraubverbindungen ohne Unterlegscheibe
For bolted joints without washer

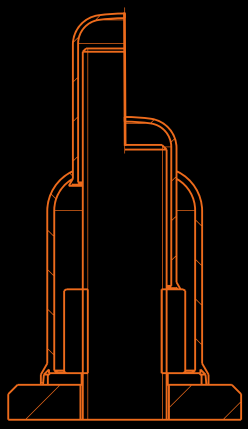

Ausführung / *Type 2*

Für Schraubverbindungen mit einer Unterlegscheibe
For bolted joints with one washer

- Klemmrand / *Locking edge*
- Dichtlippe / *Sealing lip*
- Hohlkehle / *Circular groove*
- Runder Querschnitt / *Circular cross section*
- Höhenverstellbar / *Height adjustable*

Für verschiedene Höhen, auch für größere Schraubenüberstände
For different heights, also for longer bolt lengths above the nut

Höhenverstellbar / *Height adjustable*

Variable Höhe durch verschiebbare Aufkappe
Variable heights due to moveable top-cap

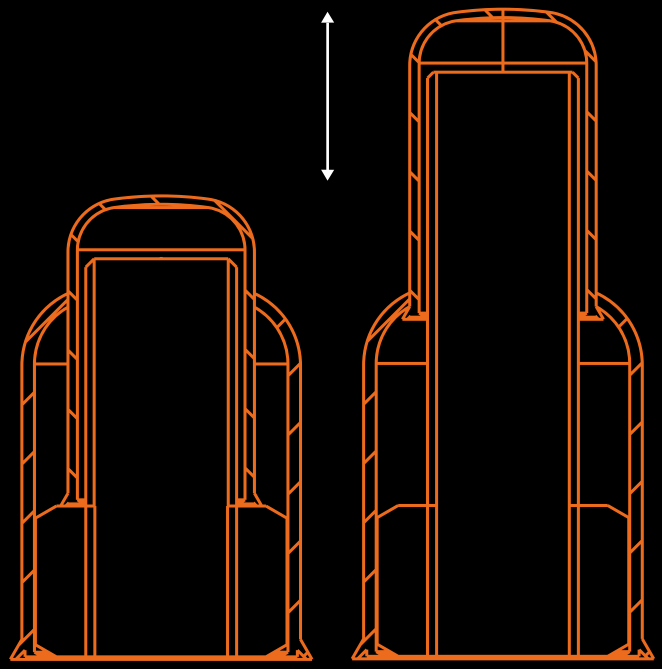

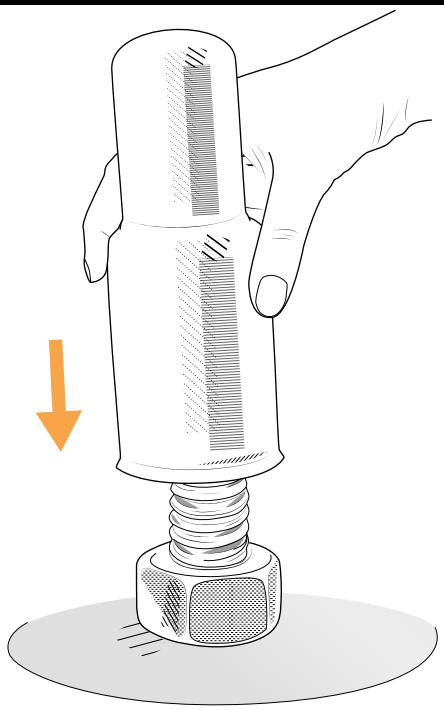

Leichte Montage / *Easy assembly*

Durch Handdruck / *By hand*

TELESKOPKAPPE *TELESCOPIC CAP* TSW

		Artikelmaße / *Article dimensions in mm*					
Metr. DIN/ *Bolt size*	ARTIKEL *PART CODE*	Ausführung/ *Type*	G Innenhöhe/ *Inside height*	GU Max. Mutternhöhe/ *Max. nut height*	GD Gesamt Ø / *Total Ø*	D Innen Ø / *Inside Ø*	S Scheibenhöhe/ *Washer height*
8	TSW13-2-G36	2	36,5	17,0	18,5	17,0	1,6
8	TSW13-2-G60	2	61,0	27,0	19,0	17,0	1,6
8	TSW14-1-G32	1	32,5	16,0	20,5		
10	TSW16-1-G29	1	30,5	17,0	22,5		
10	TSW16-2-G47	2	49,0	15,0	24,5	23,0	2,0
10	TSW17-1-G35	1	35,0	18,0	23,5		
10	TSW17-2-G22	2	23,0	15,0	24,0	21,5	2,0
10	TSW17-2-G71	2	80,5	45,0	24,0	21,5	2,0
12	TSW18-2-G38	2	37,5	10,0	25,0	24,0	2,0
12	TSW19-1-G49	1	50,5	15,0	26,5		
12	TSW19-1-G79	1	75,0	48,0	26,5		
12	TSW19-1-G90	1	90,0	48,0	26,5		
12	TSW19-2-G50	2	50,0	23,0	27,0	24,5	2,5
12	TSW19-2-G60	2	61,5	18,0	26,5	24,0	2,5
12	TSW19-2-G70	2	82,5	38,0	26,5	24,0	2,5
12	TSW19-2-G80	2	83,0	38,0	26,5	24,0	2,5
14	TSW22-1-G37	1	40,0	22,0	30,5		
14	TSW22-1-G47	1	47,7	22,0	30,5		
14	TSW22-2-G50	2	52,0	25,0	30,5	28,0	2,5
16	TSW24-1-G41	1	43,0	24,0	33,0		
16	TSW24-1-G62	1	68,5	24,0	33,0		
16	TSW24-1-G66	1	67,0	49,0	32,5		
16	TSW24-1-G87	1	92,5	49,0	32,5		
16	TSW24-2-G44	2	46,4	27,0	32,5	30,5	3,0
16	TSW24-2-G65	2	71,5	27,0	32,5	30,5	3,0
16	TSW24-2-G69	2	71,0	52,0	33,5	31,0	3,0

		Artikelmaße / *Article dimensions in mm*					
Metr. DIN/ *Bolt size*	ARTIKEL *PART CODE*	Ausführung/ *Type*	G Innenhöhe/ *Inside height*	GU Max. Mutternhöhe/ *Max. nut height*	GD Gesamt Ø / *Total Ø*	D Innen Ø / *Inside Ø*	S Scheibenhöhe/ *Washer height*
16	TSW24-2-G90	2	94,5	52,0	33,5	31,0	3,0
18	TSW27-1-G42	1	43,0	26,0	37,5		
18	TSW27-1-G57	1	58,0	26,0	37,5		
18	TSW27-1-G82	1	84,2	66,0	37,0		
18	TSW27-1-G100	1	103,0	65,0	37,0	34,5	3,0
18	TSW27-2-G45	2	48,9	29,0			
18	TSW27-2-G60	2	64,0	29,0	37,0	34,5	3,0
18	TSW27-2-G85	2	85,0	69,0	38,5	36,0	3,0
18	TSW27-2-G100	2	104,0	69,0	38,5	36,0	3,0
18	TSW27-2-G115	2	117,0	69,0	38,5	36,0	3,0
20	TSW30-1-G67	1	65,0	32,0	41,0		
20	TSW30-1-G92	1	95,0	32,0	40,5		
20	TSW30-1-G175	1	117,0	118,0	42,5		
20	TSW30-2-G70	2	71,0	35,0	42,0	39,5	3,0
20	TSW30-2-G95	2	100,5	35,0	42,0	39,5	3,0
20	TSW30-2-G120	2	110,5	50,0	41,5	39,5	3,0
22	TSW32-1-G70	1	67,0	35,0	44,0		

Ausführungen / *Types*

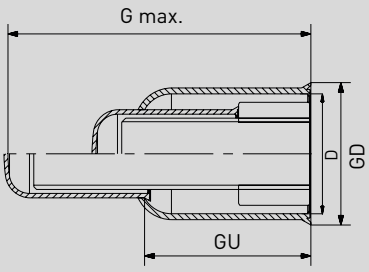

1

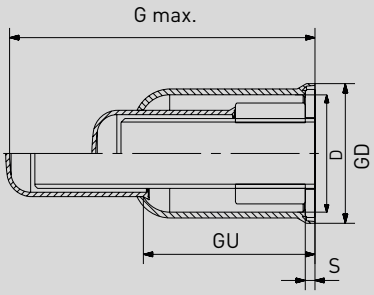

2

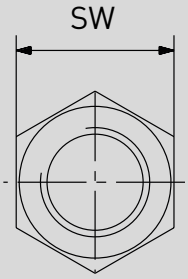

TELESKOPKAPPE *TELESCOPIC CAP* TSW

		Artikelmaße / *Article dimensions in mm*					
Metr. DIN/ *Bolt size*	ARTIKEL *PART CODE*	Ausführung/ *Type*	G Innenhöhe/ *Inside height*	GU Max. Mutternhöhe/ *Max. nut height*	GD Gesamt Ø / *Total Ø*	D Innen Ø / *Inside Ø*	S Scheibenhöhe/ *Washer height*
22	TSW32-1-G103	1	102,0	68,0	43,5		
22	TSW32-1-G128	1	131,5	68,0	43,5		
22	TSW32-2-G73	2	70,5	38,0	44,0	41,0	3,0
22	TSW32-2-G98	2	101,0	38,0	44,0	41,0	3,0
24	TSW36-1-G69	1	70,0	40,0	48,0		
24	TSW36-1-G88	1	90,0	40,0	48,0		
24	TSW36-1-G98	1	100,0	69,0	49,0		
24	TSW36-1-G117	1	120,5	69,0	49,0		
24	TSW36-1-G160	1	159,0	113,0	48,5		
24	TSW36-2-G73	2	74,0	44,0	49,0	47,0	4,0
24	TSW36-2-G92	2	93,0	44,0	49,0	47,0	4,0
24	TSW36-2-G102	2	102,5	73,0	49,0	47,0	4,0
24	TSW36-2-G121	2	121,5	73,0	49,0	47,0	4,0
24	TSW36-2-G136	2	136,0	73,0	49,0	47,0	4,0
24	TSW36-2-G190	2	184,0	73,0	49,0	47,0	4,0
27	TSW41-1-G69	1	71,0	43,0	56,0		
27	TSW41-1-G98	1	95,0	72,0	55,5		
27	TSW41-1-G107	1	113,5	43,0	56,0		
27	TSW41-1-G136	1	138,5	72,0	55,5		
27	TSW41-2-G68	2	68,0	42,0	55,5	53,0	4,0
27	TSW41-2-G102	2	107,0	76,0	55,0	52,5	4,0
27	TSW41-2-G140	2	150,0	76,0	55,0	52,5	4,0
30	TSW46-1-G69	1	71,5	41,0	61,5		
30	TSW46-1-G83	1	84,5	46,0	61,0		
30	TSW46-1-G92	1	94,0	46,0	61,0		
30	TSW46-1-G112	1	112,0	75,0	61,5		

		Artikelmaße / *Article dimensions in mm*					
Metr. DIN/ *Bolt size*	ARTIKEL *PART CODE*	Ausführung/ *Type*	G Innenhöhe/ *Inside height*	GU Max. Mutternhöhe/ *Max. nut height*	GD Gesamt Ø / *Total Ø*	D Innen Ø / *Inside Ø*	S Scheibenhöhe/ *Washer height*
30	TSW46-1-G120	1	122,5	75,0	61,5		
30	TSW46-1-G121	1	121,0	75,0	61,5		
30	TSW46-1-G190	1	190,0	75,0	61,5		
30	TSW46-1-G250	1	259,5	140,0	63,5		
30	TSW46-2-G87	2	87,5	50,0	63,5	60,0	4,0
30	TSW46-2-G96	2	95,5	50,0	63,5	60,0	4,0
30	TSW46-2-G115	2	115,5	78,0	61,5	59,5	4,0
30	TSW46-2-G124	2	125,0	78,0	61,5	59,5	4,0
30	TSW46-2-G147	2	147,5	78,0	61,5	59,5	4,0
30	TSW46-2-G155	2	193,5	78,0	61,5	59,5	4,0
30	TSW46-2-G190	2	192,0	78,0	61,5	59,5	4,0
33	TSW50-1-G60	1	66,0	44,0	66,5		
33	TSW50-1-G144	1	145,0	76,0	66,0		
33	TSW50-2-G116	2	120,0	81,0	67,0	63,0	5,0
33	TSW50-2-G121	2	125,0	53,0	67,5	64,0	5,0
33	TSW50-2-G149	2	155,0	81,0	67,0	63,0	5,0
33	TSW50-2-G191	2	196,0	78,0	67,0	63,0	5,0

Ausführungen / *Types*

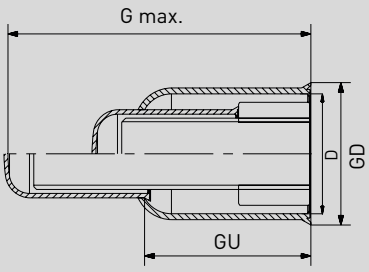

1

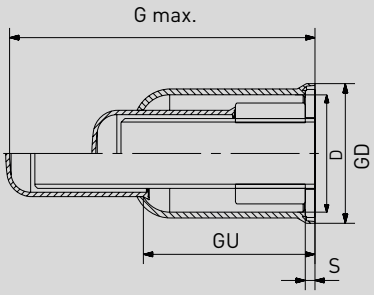

2

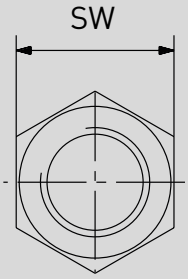

TELESKOPKAPPE *TELESCOPIC CAP* TSW

		Artikelmaße / *Article dimensions in mm*					
Metr. DIN/ *Bolt size*	ARTIKEL *PART CODE*	Ausführung/ *Type*	G Innenhöhe/ *Inside height*	GU Max. Mutternhöhe/ *Max. nut height*	GD Gesamt Ø / *Total Ø*	D Innen Ø / *Inside Ø*	S Scheibenhöhe/ *Washer height*
36	TSW55-1-G92	1	96,5	52,0	72,0		
36	TSW55-1-G120	1	124,5	80,0	72,0		
36	TSW55-1-G121	1	124,0	52,0	72,0		
36	TSW55-1-G149	1	153,0	80,0	72,0		
36	TSW55-1-G183	1	182,5	151,0	74,5		
36	TSW55-1-G218	1	227,5	151,0	74,5		
36	TSW55-2-G97	2	101,7	57,0	73,0	70,5	5,0
36	TSW55-2-G125	2	128,0	85,0	72,5	70,0	5,0
36	TSW55-2-G159	2	158,0	85,0	72,5	70,0	5,0
36	TSW55-2-G195	2	198,5	85,0	72,5	70,0	5,0
36	TSW55-2-G200	2	200,0	85,0	72,5	70,0	5,0
36	TSW55-2-G270	2	265,5	158,0	73,5	70,0	5,0
39	TSW60-1-G97	1	97,0	54,0	79,5		
39	TSW60-1-G126	1	128,0	54,0	79,5		
39	TSW60-1-G154	1	166,0	82,0	79,0		
39	TSW60-2-G102	2	108,5	59,0	79,5	76,0	6,0
39	TSW60-2-G130	2	135,0	59,0	79,5	76,0	6,0
39	TSW60-2-G131	2	146,0	88,0	80,5	75,0	6,0
39	TSW60-2-G160	2	172,0	88,0	80,5	75,0	6,0
42	TSW65-1-G100	1	103,5	57,0	84,0		
42	TSW65-1-G128	1	130,0	57,0	84,0		
42	TSW65-1-G129	1	135,0	86,0	85,5		
42	TSW65-1-G158	1	160,0	86,0	85,5		
42	TSW65-1-G166	1	166,0	119,0	85,5		
42	TSW65-1-G189	1	191,5	119,0	85,5		
42	TSW65-2-G107	2	111,5	64,0	85,0	80,5	8,0

		Artikelmaße / *Article dimensions in mm*					
Metr. DIN/ *Bolt size*	ARTIKEL *PART CODE*	Ausführung/ *Type*	G Innenhöhe/ *Inside height*	GU Max. Mutternhöhe/ *Max. nut height*	GD Gesamt Ø / *Total Ø*	D Innen Ø / *Inside Ø*	S Scheibenhöhe/ *Washer height*
42	TSW65-2-G136	2	140,0	64,0	86,0	82,5	7,0
42	TSW65-1-G165	1	166,0	93,0	86,0	82,5	7,0
42	TSW65-2-G257	2	267,0	126,0	87,5	83,5	8,0
45	TSW70-1-G105	1	107,0	59,0	91,0		
45	TSW70-1-G133	1	133,6	59,0	91,0		
45	TSW70-1-G163	1	172,5	88,0	93,0		
45	TSW70-2-G141	2	139,0	66,0	91,5	87,0	7,0
45	TSW70-2-G163	2	171,5	95,0	91,5	88,5	7,0
45	TSW70-2-G182	2	174,0	95,0	91,5	88,5	7,0
48	TSW75-1-G108	1	110,0	62,0	97,0		
48	TSW75-1-G137	1	137,0	62,0	97,0		
48	TSW75-1-G138	1	140,6	91,0	98,0		
48	TSW75-1-G166	1	170,0	91,0	98,0		
48	TSW75-1-G193	1	194,0	91,0	98,0		
48	TSW75-2-G116	2	119,0	70,0	97,0	94,0	8,0
48	TSW75-2-G143	2	148,5	97,0	102,5	97,5	8,0
48	TSW75-2-G145	2	146,0	70,0	97,0	94,0	8,0

Ausführungen / *Types*

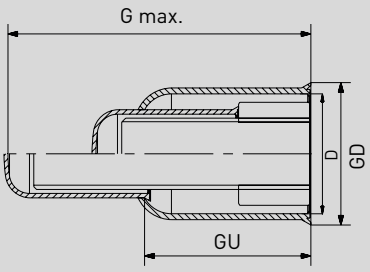

1

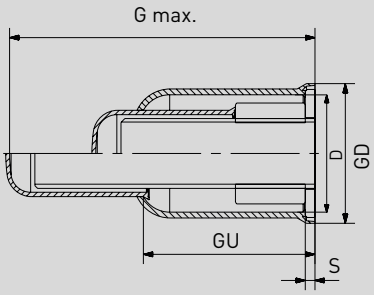

2

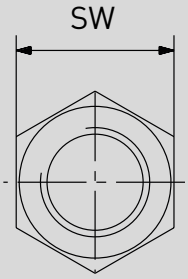

TELESKOPKAPPE *TELESCOPIC CAP* TSW

		Artikelmaße / *Article dimensions in mm*					
Metr. DIN/ *Bolt size*	ARTIKEL *PART CODE*	Ausführung/ *Type*	G Innenhöhe/ *Inside height*	GU Max. Mutternhöhe/ *Max. nut height*	GD Gesamt Ø / *Total Ø*	D Innen Ø / *Inside Ø*	S Scheibenhöhe/ *Washer height*
48	TSW75-2-G172	2	177,0	97,0	102,5	97,5	8,0
48	TSW75-2-G208	2	212,5	70,0	97,0	94,0	8,0
48	TSW75-2-G240	2	243,5	97,0	102,5	97,5	8,0
52	TSW80-1-G114	1	119,5	66,0	106,0		
52	TSW80-1-G142	1	146,0	66,0	106,0		
52	TSW80-1-G210	1	217,0	125,0	104,0		
52	TSW80-1-G275	1	278,0	125,0	104,0		
52	TSW80-2-G180	2	183,5	134,0	109,0	104,5	8,0
56	TSW85-1-G122	1	121,5	70,0	107,0		
56	TSW85-1-G150	1	154,0	70,0	107,0		
56	TSW85-1-G200	1	211,0	129,0	116,0		
56	TSW85-1-G260	1	286,0	150,0	115,5		
56	TSW85-2-G130	2	133,0	78,0	109,0	103,5	9,0
56	TSW85-2-G158	2	161,0	78,0	109,0	103,5	9,0
56	TSW85-2-G228	2	234,5	78,0	109,0	103,5	9,0
60	TSW90-1-G128	1	132,0	74,0	117,0		
60	TSW90-1-G156	1	166,0	74,0	117,0		
60	TSW90-2-G180	2	170,0	78,0	118,5	113,0	9,0
60	TSW90-2-G215	2	191,5	78,0	118,5	113,0	9,0
64	TSW95-1-G169	1	167,5	83,0	120,5		
64	TSW95-1-G225	1	257,0	139,0	121,0		
64	TSW95-2-G190	2	189,5	136,0	121,5	117,5	9,0
64	TSW95-2-G258	2	251,0	136,0	121,5	117,5	9,0
68	TSW100-1-G144	1	140,5	85,0	125,5		
68	TSW100-1-G170	1	176,0	85,0	125,5		
68	TSW100-1-G173	1	180,0	85,0	125,5		

		Artikelmaße / *Article dimensions in mm*					
Metr. DIN/ *Bolt size*	ARTIKEL *PART CODE*	Ausführung/ *Type*	G Innenhöhe/ *Inside height*	GU Max. Mutternhöhe/ *Max. nut height*	GD Gesamt Ø / *Total Ø*	D Innen Ø / *Inside Ø*	S Scheibenhöhe/ *Washer height*
68	TSW100-1-G210	1	215,0	85,0	125,5		
72	TSW105-1-G176	1	174,5	85,0	133,5		
72	TSW105-1-G204	1	230,0	145,0	132,0		
72	TSW105-1-G270	1	263,0	145,0	132,0		
76	TSW107-1-G210	1	207,0	90,0	136,5		
80	TSW115-1-G219	1	223,5	92,0	153,5		
85	TSW117-1-G175	1	161,0	95,0	148,0		
90	TSW130-1-G190	1	179,5	101,0	173,0		
90	TSW130-1-G235	1	249,0	101,0	173,0		
95	TSW135-1-G200	1	186,5	110,0	171,5		
95	TSW135-1-G240	1	246,0	110,0	171,5		
100	TSW145-1-G235	1	286,5	140,0	183,5		
48	TSW75-1-G166	1	170,0	91,0	98,0		
48	TSW75-1-G193	1	194,0	91,0	98,0		
48	TSW75-2-G116	2	119,0	70,0	97,0	94,0	8,0

Ausführungen / *Types*

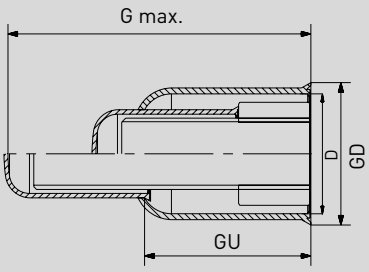

1

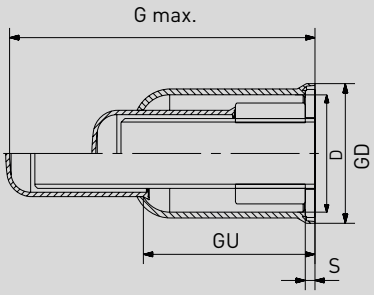

2

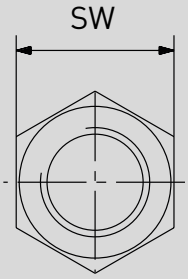

B/BM

B BM



SCHRAUBKAPPE
SCREW CAP

B/BM

Für Gewindeüberstände, Bolzen und Muttern
For bolt threads, bolts and nuts

RADOLID-Artikelnummer / *Article number:*

M 20-B-G45 PE BLACK

1 2 3 4 5

1. Gewindedurchmesser / Bolt size - **2.** Ausführung / *Type*
3. Gesamtinnenhöhe / *Total height inside* - **4.** Material / *Material*
5. Farbe / *Color*

1 Gewindedurchmesser metrisch / *Bolt size*

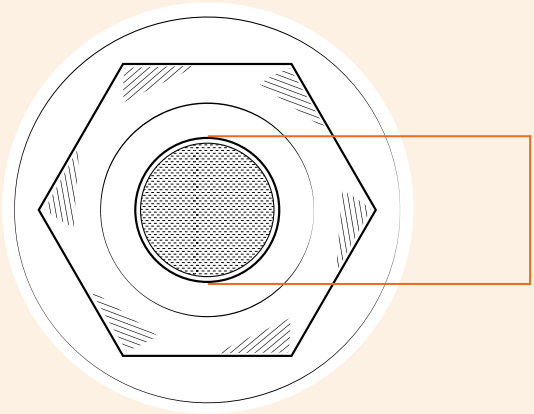

2 Ausführung / *Type*

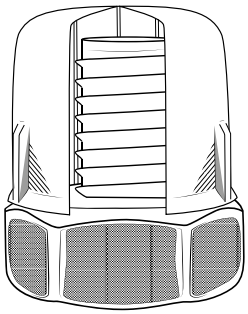

Deckt nur den Bolzen ab
Only covers the bolt

3 Gesamthöhe / *Total height*

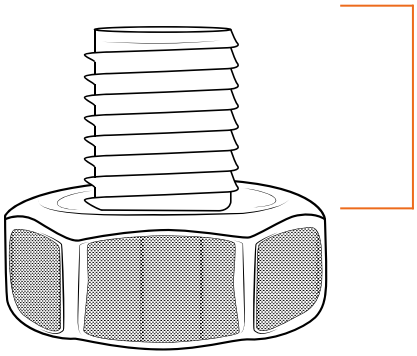

Höhe des Bolzen
Height of the bolt

4 Material / *Material*

Standardmaterial:
Standard material: PE / Polyethylen

Weitere Materialien auf Anfrage verfügbar.
Other materials available on request.

5 Farbe / *Color*

Standard:
Standard:

Weitere Farben auf Anfrage verfügbar.
Other colors available on request.

B

SCHRAUBKAPPE / *SCREW CAP*

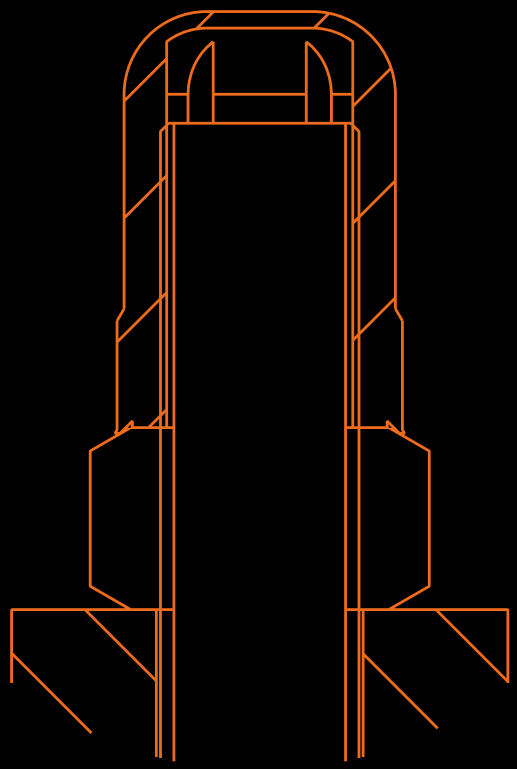

Ausführung / *Type B*

Für den Gewindeüberstand des Bolzen
For the bolt

- Hohlkehle / *Circular groove*
- Runder Querschnitt / *Circular cross Section*
- Anzugstege zum Befestigen / *Rips for tightening*
- Selbsteinschneidende Gewindestege für einen festen Halt / *Self-threading bolt threads for a tight fit*

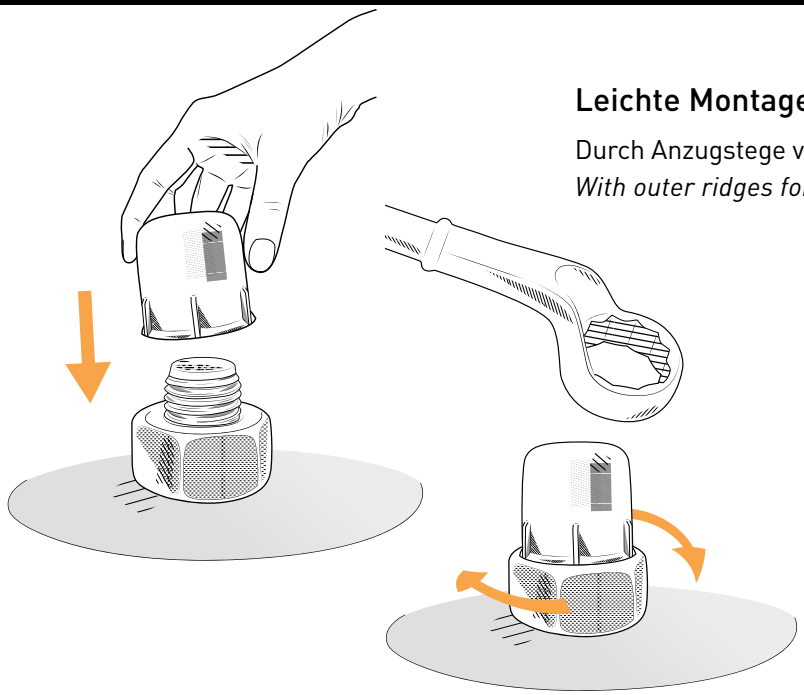

Leichte Montage / *Easy assembly*

Durch Anzugstege von Hand oder Ringschlüssel /
With outer ridges for tightening by hand or box wrench

		Artikelmaße / *Article dimensions in mm*			
Metr. DIN/ *Bolt size*	ARTIKEL *PART CODE*	G Innenhöhe/ *Inside height*	GH Außenhöhe/ *Outside height*	GD Gesamt Ø / *Total Ø*	D Innen Ø / *Inside Ø*
5	M5-B-G17	16,5	18,0	11,0	4,0
6	M6-B-G12	11,5	13,0	11,0	7,0
6	M6-B-G17	16,5	18,5	11,0	6,8
8	M8-B-G12	11,5	13,5	14,0	9,2
8	M8-B-G22	21,0	23,0	13,0	9,0
10	M10-B-G15	14,5	16,5	15,5	11,0
10	M10-B-G25	24,5	26,0	15,0	11,0
12	M12-B-G15	14,5	16,5	18,0	12,5
12	M12-B-G27	26,0	28,0	18,5	12,5
14	M14-B-G15	14,5	16,0	21,5	15,0
16	M16-B-G15	14,5	17,0	23,0	16,5
16	M16-B-G36	35,0	37,5	24,0	17,0
18	M18-B-G18	17,5	20,0	26,5	20,0
20	M20-B-G30	28,5	32,0	31,5	24,0
20	M20-B-G45	44,5	47,0	31,5	25,0
20	M20-B-G50	49,5	52,0	35,5	28,5
22	M22-B-G22	21,0	24,0	34,0	27,0
22	M22-B-G48	47,5	49,5	34,0	27,0
24	M24-B-G24	24,0	26,5	36,0	29,5

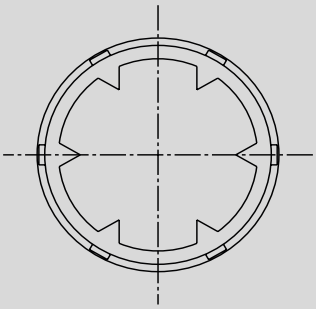

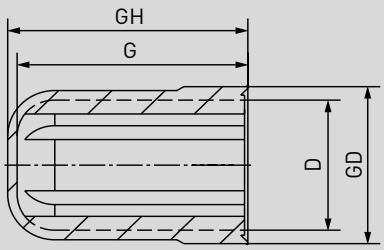

SCHRAUBKAPPE *SCREW CAP* B

		Artikelmaße / *Article dimensions in mm*			
Metr. DIN/ *Bolt size*	ARTIKEL *PART CODE*	G Innenhöhe/ *Inside height*	GH Außenhöhe/ *Outside height*	GD Gesamt Ø / *Total Ø*	D Innen Ø / *Inside Ø*
24	M24-B-G50	49,0	51,5	36,0	28,5
27	M27-B-G28	28,0	30,0	39,5	32,5
27	M27-B-G56	56,0	58,0	40,0	32,0
30	M30-B-G28	27,5	30,5	44,5	36,0
30	M30-B-G60	58,5	61,5	45,0	36,0
30	M30-B-G80	79,5	82,5	45,0	36,5
33	M33-B-G30	29,0	32,0	48,5	39,5
33	M33-B-G66	65,5	67,0	49,5	40,0
33	M33-B-G86	86,0	88,5	49,0	40,0
36	M36-B-G32	32,0	35,5	53,0	44,0
36	M36-B-G45	44,0	47,0	53,0	43,0
36	M36-B-G70	70,5	73,5	50,0	39,5
39	M39-B-G37	37,5	41,0	57,0	46,5
39	M39-B-G76	75,5	78,0	56,5	45,5
42	M42-B-G49	48,0	51,5	62,5	50,5
42	M42-B-G79	79,0	82,0	62,0	51,0
45	M45-B-G50	49,5	53,5	62,0	51,5
45	M45-B-G81	81,0	84,0	61,5	51,5
48	M48-B-G40	40,0	44,0	67,5	56,5
48	M48-B-G54	54,0	57,5	67,0	56,5
48	M48-B-G84	83,5	86,5	67,5	56,0
52	M52-B-G65	64,5	67,5	72,0	60,5
52	M52-B-G87	86,5	89	72,5	60,5
56	M56-B-G54	53,0	56,5	76,5	65,0
56	M56-B-G90	88,0	92,0	78,0	65,0

		Artikelmaße / *Article dimensions in mm*			
Metr. DIN/ *Bolt size*	ARTIKEL *PART CODE*	G Innenhöhe/ *Inside height*	GH Außenhöhe/ *Outside height*	GD Gesamt Ø / *Total Ø*	D Innen Ø / *Inside Ø*
64	M64-B-G56	55,0	59,0	86,0	60,0
64	M64-B-G70	68,5	72,0	87,0	74,5
64	M64-B-G91	89,0	94,0	85,0	72,0
72	M72-B-G96	95,0	98,5	97,5	84,0
72	M72-B-G115	114,0	117,5	97,5	83,5
76	M76-B-G96	94,5	99,0	101,0	87,5
80	M80-B-G100	99,5	102,5	106,5	92,5
85	M85-B-G100	97,5	101,5	106,5	92,0
90	M90-B-G100	98,0	102,5	116,5	103,0
100	M100-B-G76	75,0	78,5	125,0	111,5
100	M100-B-G105	105,5	109,5	131,0	113,5
110	M110-B-G105	100,0	105,5	141,5	124,5
110	M110-B-G160	160,0	164,5	141,5	125,0
120	M120-B-G126	124,0	129,5	150,0	132,0
125	M125-B-G126	124,0	130,5	149,0	133,0
140	M140-B-G126	120,5	127,0	170,0	153,5

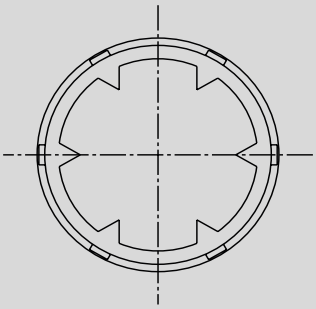

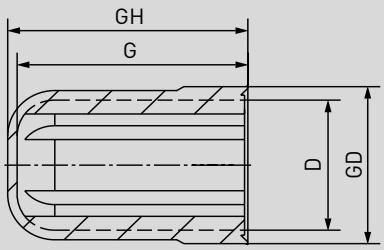

RADOLID-Artikelnummer / *Article number:*

M 30-BM-G62 PE BLACK

1 2 3 4 5

1. Gewindedurchmesser / Bolt size - **2.** Ausführung / *Type*
3. Gesamtinnenhöhe / *Total height inside* - **4.** Material / *Material*
5. Farbe / *Color*

1 Gewindedurchmesser metrisch / *Bolt size*

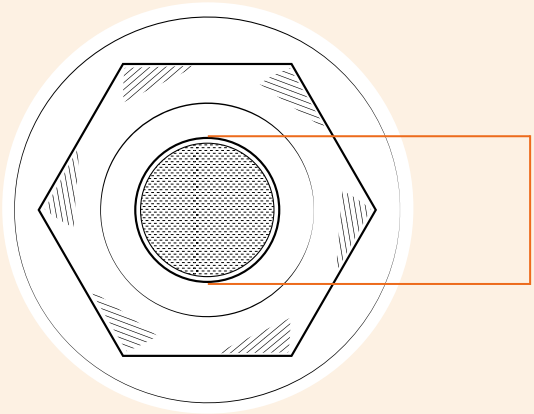

2 Ausführung / *Type*

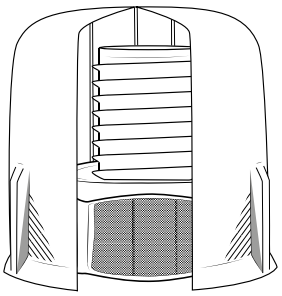

Deckt Bolzen und Mutter ab
Covers bolt and nut

3 Gesamthöhe / *Total height*

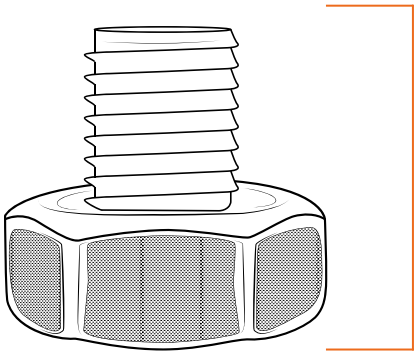

Gesamthöhe der Verschraubung
Total height of the fitting

4 Material / *Material*

Standardmaterial:
Standard material: PE / Polyethylen

Weitere Materialien auf Anfrage verfügbar.
Other materials available on request.

5 Farbe / *Color*

Standard:
Standard:

Weitere Farben auf Anfrage verfügbar.
Other colors available on request.

BM

SCHRAUBKAPPE / *SCREW CAP*



Ausführung / *Type BM*

Für Mutter und Gewindeüberstand
For nut and bolt

- Hohlkehle / *Circular groove*
- Runder Querschnitt / *Circular cross section*
- Anzugstege zum Befestigen / *Rips for tightening*
- Selbsteinschneidende Gewindestege für einen festen Halt / *Self-threading bolt threads for a tight fit*

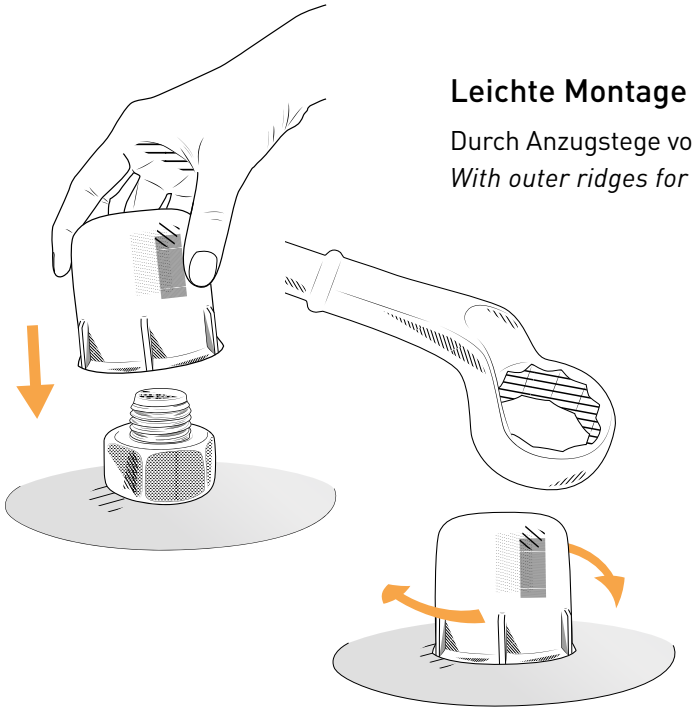

Leichte Montage / *Easy assembly*

Durch Anzugstege von Hand oder Ringschlüssel /
With outer ridges for tightening by hand or box wrench

		Artikelmaße / *Article dimensions in mm*				
Metr. DIN/ *Bolt size*	ARTIKEL *PART CODE*	G Innenhöhe/ *Inside height*	GH Außenhöhe/ *Outside height*	GD Gesamt Ø / *Total Ø*	D Innen Ø / *Inside Ø*	H Max. Mutternhöhe/ *Max. height nut*
6	M6-BM-G15	14,5	16,5	18,0	13,0	6,5
6	M6-BM-G30	29,5	31,0	18,0	12,5	11,5
8	M8-BM-G15	14,5	17,0	21,5	16,0	6,5
8	M8-BM-G20	19,5	22,0	21,5	15,5	11,0
8	M8-BM-G30	29,5	32,0	21,5	16,0	18,5
10	M10-BM-G20	19,5	22,0	25,5	19,5	8,8
10	M10-BM-G27	26,5	29,0	27,5	22,0	13,0
10	M10-BM-G67	67,5	65,0	27,5	21,5	12,5
12	M12-BM-G24	24,0	26,0	36,0	30,0	12,0
12	M12-BM-G32	31,5	34,0	36,5	30,5	17,0
12	M12-BM-G67	67,0	70,0	36,5	29,5	30,5
16	M16-BM-G33	32,5	35,0	38,5	32,0	15,5
16	M16-BM-G55	54,0	57,0	38,0	31,0	21,0
16	M16-BM-G67	67,5	69,5	38,0	32,0	30,5
18	M18-BM-G37	37,0	39,0	43,0	36,0	17,0
20	M20-BM-G42	42,5	44,0	46,0	39,0	17,5
20	M20-BM-G55	55,0	57,5	46,5	39,0	28,0
20	M20-BM-G65	65,0	67,0	47,0	39,0	27,0
22	M22-BM-G70/40	69,5	72,5	50,0	41,0	41,0



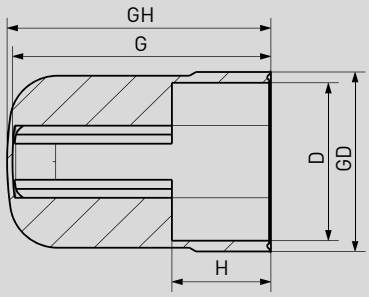

SCHRAUBKAPPE *SCREW CAP* BM

		Artikelmaße / *Article dimensions in mm*				
Metr. DIN/ *Bolt size*	ARTIKEL *PART CODE*	G Innenhöhe/ *Inside height*	GH Außenhöhe/ *Outside height*	GD Gesamt Ø/ *Total Ø*	D Innen Ø/ *Inside Ø*	H Max. Mutternhöhe/ *Max. height nut*
22	M22-BM-G70/27	69,5	72,0	49,0	41,0	27,5
24	M24-BM-G50	49,5	53,0	54,5	46,0	25,0
24	M24-BM-G75/53	74,0	77,5	55,5	46,0	53,0
24	M24-BM-G75/44	74,5	77,5	55,5	46,0	43,5
24	M24-BM-G75/30	74,0	77,5	55,5	46,0	30,0
27	M27-BM-G57	56,5	59,5	61,5	52,0	28,5
27	M27-BM-G80/48	79,0	83,0	64,5	54,5	45,0
27	M27-BM-G80/33	79,5	82,5	64,5	54,0	35,0
30	M30-BM-G62	61,0	64,5	69,5	58,0	31,5
30	M30-BM-G95/66	95,0	98,0	68,5	56,5	65,5
30	M30-BM-G95/54	94,0	97,5	68,5	57,0	53,0
30	M30-BM-G95/36	94,0	97,0	68,5	56,5	36,0
33	M33-BM-G105/44	104,0	107,5	73,0	60,5	44,5
33	M33-BM-G105/40	104,0	107,5	73,5	61,0	44,5
33	M33-BM-G300	300,0	318,0	96,0	84,0	175,0
33	M33-BM-G385	385,0	390,0	104,0	92,0	185,0
36	M36-BM-G80/45	79,0	83,0	79,5	67,0	45,0
36	M36-BM-G115/43	113,5	117,5	81,0	68,5	44,0
36	M36-BM-G115/65	113,5	117,5	81,0	68,0	63,0
36	M36-BM-G285	295,0	300,0	78,0	69,0	40,0
36	M36-BM-G300	300,0	318,0	96,0	84,0	175,0
36	M36-BM-G385	385,0	390,0	104,0	92,0	185,0
39	M39-BM-G80	80,0	84,0	86,5	74,0	39,0
39	M39-BM-G95/45	94,5	99,0	93,0	78,0	44,0
39	M39-BM-G125/68	124,5	130,0	87,0	74,0	67,0
39	M39-BM-G125/47	123,5	129,5	88,0	74,5	47,0

		Artikelmaße / *Article dimensions in mm*				
Metr. DIN/ *Bolt size*	ARTIKEL *PART CODE*	G Innenhöhe/ *Inside height*	GH Außenhöhe/ *Outside height*	GD Gesamt Ø / *Total Ø*	D Innen Ø / *Inside Ø*	H Max. Mutternhöhe/ *Max. height nut*
39	M39-BM-G300	385,0	390,0	104,0	92,0	185,0
39	M39-BM-G385	385,0	390,0	104,0	92,0	185,0
42	M42-BM-G88	87,5	91,5	96,0	82,0	42,0
42	M42-BM-G100	97,0	101,5	94,5	82,0	49,0
42	M42-BM-G137/76	137,5	142,0	97,5	82,5	75,0
42	M42-BM-G137/51	136,5	141,0	97,5	83,0	50,0
42	M42-BM-G300	385,0	390,0	104,0	92,0	185,0
42	M42-BM-G385	385,0	390,0	104,0	92,0	185,0
45	M45-BM-G94	94,0	99,0	101,5	88,0	45,5
45	M45-BM-G145/81	143,5	147,5	102,5	88,5	80,5
45	M45-BM-G145/54	143,5	147,5	102,5	88,5	53,0
45	M45-BM-G385	385,0	390,0	121,0	106,0	175,0
48	M48-BM-G100	100,0	103,0	110,0	97,0	49,0
48	M48-BM-G105/55	104,0	108,5	110,5	97,5	54,5
48	M48-BM-G145/54	142,5	147,5	100,5	87,5	53,0
48	M48-BM-G155/86	154,0	158,0	107,0	94,0	84,0
48	M48-BM-G155/58	154,5	159,0	107,5	94,0	57,5



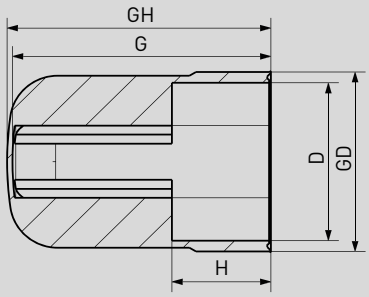

SCHRAUBKAPPE *SCREW CAP* BM

		Artikelmaße / *Article dimensions in mm*				
Metr. DIN/ *Bolt size*	ARTIKEL *PART CODE*	G Innenhöhe/ *Inside height*	GH Außenhöhe/ *Outside height*	GD Gesamt Ø/ *Total Ø*	D Innen Ø/ *Inside Ø*	H Max. Mutternhöhe/ *Max. height nut*
48	M48-BM-G385	385,0	390,0	121,0	106,0	175,0
52	M52-BM-G170/100	169,5	174,5	121,0	104,0	98,0
52	M52-BM-G170/60	168,0	173,5	119,0	104,5	59,5
52	M52-BM-G385	385,0	390,0	121,0	106,0	175,0
56	M56-BM-G115/60	114,5	119,0	126,0	111,0	59,5
56	M56-BM-G118	117,0	121,5	122,0	108,0	57,0
56	M56-BM-G180/102	179,0	183,5	120,0	105,5	102,0
56	M56-BM-G180/70	180,5	185,0	120,0	105,5	69,5
60	M60-BM-G126	122,5	126,5	125,5	112,0	58,0
60	M60-BM-G180/107	179,0	183,5	128,0	112,0	104,5
60	M60-BM-G180/75	179,5	184,0	126,0	122,0	74,0
64	M64-BM-G135/65	134,5	140,0	137,5		66,0
64	M64-BM-G180/120	178,5	185,0	140,5	121,5	120,0
64	M64-BM-G180/113	178,5	185,0	140,5	121,5	113,0
64	M64-BM-G180/75	178,5	185,0	140,5	129,0	75,0
72	M72-BM-G152/70	151,0	156,5	146,5		70,0
72	M72-BM-G152/50	152,0	158,0	147,0	128,5	50,0
72	M72-BM-G152/35	152,0	158,0	147,0	128,5	35,0
72	M72-BM-G180/85	178,0	183,5	146,0	128,5	85,0
76	M76-BM-G180/135	181,0	186,5	158,0	138,5	135,0

Notizen / *Notes*



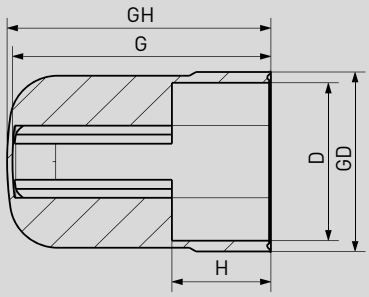

KSW

KSW

RADMUTTERSCHUTZKAPPE
WHEEL NUT CAP

KSW

Für Radschrauben und Radmuttern
Wedge caps for wheel nuts and -bolts

RADOLID-Artikelnummer / *Article number:*

KSW 32-2-G43 PA CHROME

1 2 3 4 5

1. Schlüsselweite / *Width across flats* - **2.** Ausführung / *Type*
3. Gesamtinnenhöhe / *Total height inside* - **4.** Material / *Material*
5. Farbe / *Color*

1 Schlüsselweite / *Width across flats*

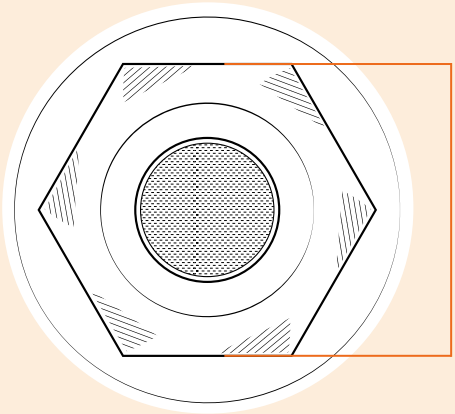

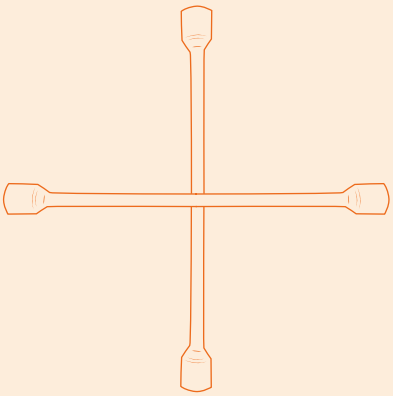

2 Ausführung / *Type*

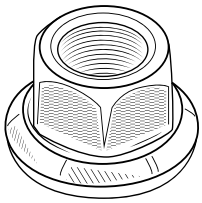

2

Standardmutter
Standard wheel nut

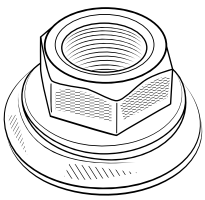

3

Hülsenmutter
Sleeve wheel nut

3 Gesamthöhe / *Total height*

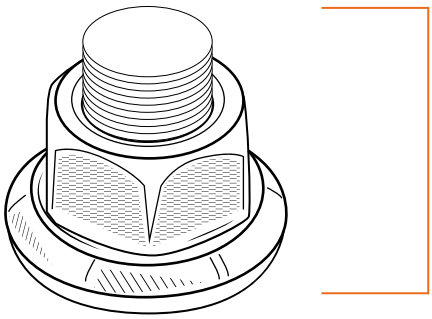

Gesamthöhe der Verschraubung
Total height of the fitting

4 Material / *Material*

Standardmaterial:
Standard material: PA / Polyamid

5 Farbe / *Color*



KSW

RADMUTTERSCHUTZKAPPE / *WHEEL NUT CAP*

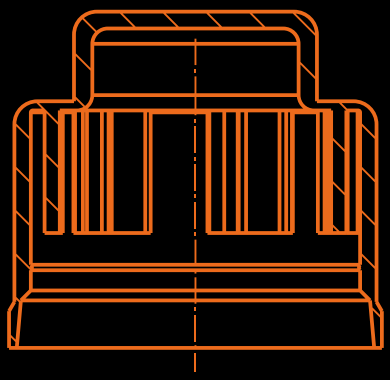

Ausführung / *Type 2*

Für Standard Radmuttern

For standard wheel nuts

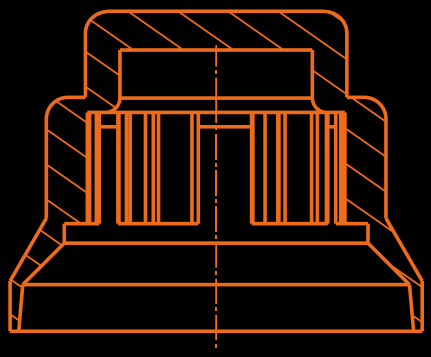

Ausführung / *Type 3*

Für Hülsenmuttern

For sleeve wheel nuts

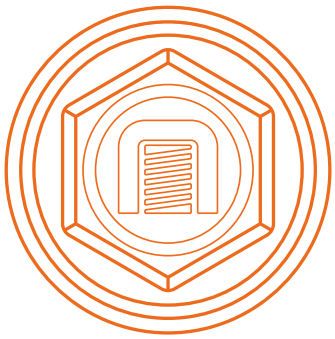

- Schlagfester Kunststoff / *Impact resistent plastic*
- Runder Querschnitt / *Round cross section*
- Patentiertes System / *Patented system*
- Verletzungsschutz / *Injury protection*
- Individuelles Logo / *Individual logo*
- Temperaturbeständig / *Temperature resistent*

Leichte Montage (Demontage) / *Easy assembly (disassembly)*

Die Schutzkappe aufstecken und mit dem Radkreuz im Uhrzeigersinn um ca. 15° drehen. Ein Rast-Effekt ist spürbar. Für die Demontage ca. 15° gegen Uhrzeigersinn drehen und abziehen.

Put the cap on, then turn it with a box spanner about 15° to the right. You will sense a snap-effect. For disassembly turn the cap to the left about 15° and remove it.

Schritt 1 / *Step 1*

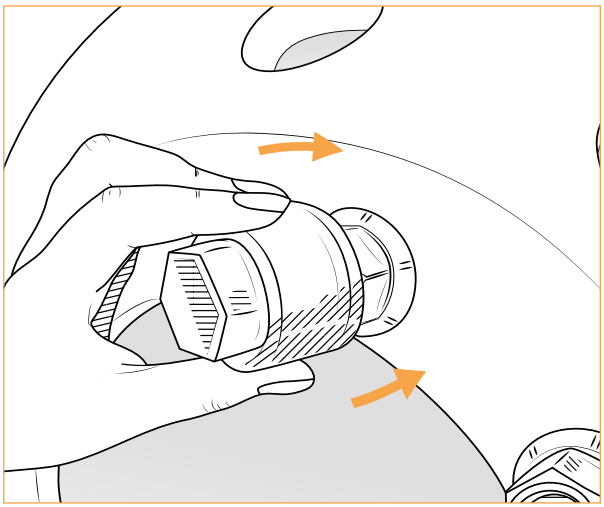

Schritt 2 / *Step 2*

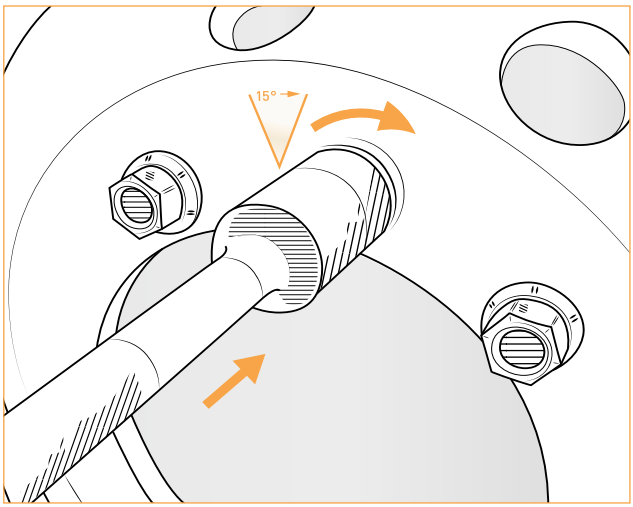

RADMUTTERSCHUTZKAPPE *WHEEL NUT CAP* KSW

ARTIKEL *PART CODE*	Ausführung/ *Type*	G Innenhöhe/ *Inside height*	GH Außenhöhe/ *Outside height*	GD Gesamt Ø / *Total Ø*	D Innen Ø / *Inside Ø*
		Artikelmaße / *Article dimensions in mm*			
KSW17		17,0	22,5	24,5	19,5
KSW24-2-G35	2	35,0	37,5	35,0	32,5
KSW27-2-G37	2	36,5	39,0	43,0	40,0
KSW27-3-G35	3	35,5	38,0	46,5	43,0
KSW30-2-G40	2	40,5	43,0	48,0	45,0
KSW30-3-G40	3	40,5	43,0	57,0	53,5
KSW32-2-G38	2	39,0	45,0	49,5	45,5
KSW32-2-G43	2	43,5	50,0	50,0	45,5
KSW32-2-G56	2	57,5	64,0	49,0	45,5
KSW32-3-G38	3	38,5	45,0	57,5	53,5
KSW32-3-G47	3	49,0	55,0	56,0	52,0
KSW33-2-G43	2	43,5	50,0	51,0	46,0
KSW33-3-G47	3	48,5	55,0	55,5	53,0

* Alle Ausführungen und Farben erhältlich unter /
All sizes and colors available at:
www.4trucker.de

Ausführungen / *Types*

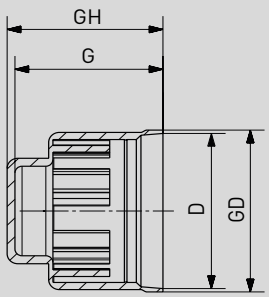

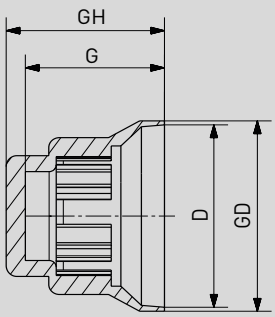

Jetzt individuell gestalten!

Schnell und unkompliziert mit neuem Konfigurator in unserem Onlineshop

www.4trucker.de

Jetzt scannen und loslegen!

KSW

ISK



INNENSECHSKANTKAPPE
HEXAGON SOCKET CAP

ISK

Zum Schutz des Innensechskants
Protection of the hexagon socket

RADOLID-Artikelnummer / *Article number:*

ISK 8-1-T5 / D16 PA BLACK

1 2 3 4 5 6

1. Schlüsselweite / *Hexagon size* - **2.** Ausführung / *Type*
3. Einstecktiefe / *press in deep* - **4.** Außendurchmesser / *Outside diameter* - **5.** Material / *Material* - **6.** Farbe / *Color*

1 Schlüsselweite / *Hexagon size*

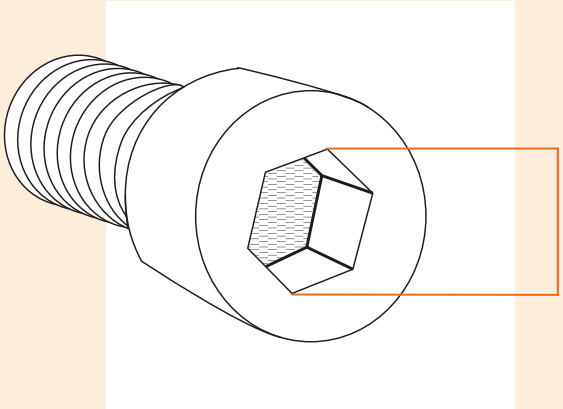



2 Ausführung / *Type*

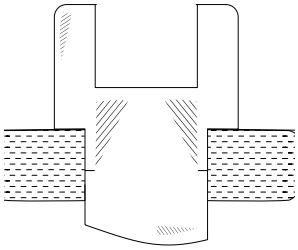

1

Normaler Schraubenkopf
Normal screw head

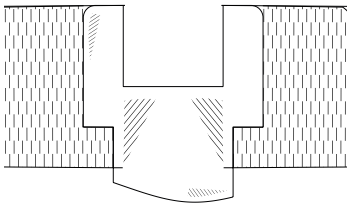

2

Versenkter Schraubenkopf
Countersunk screw head

3 Einstecktiefe / *Insertion depth*

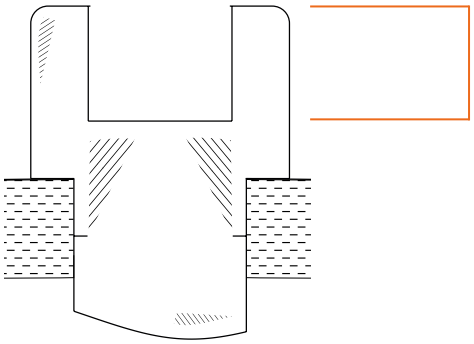

Höhe des Innensechskants
Height Hexagon

4 Außendurchmesser / *Outside diameter*

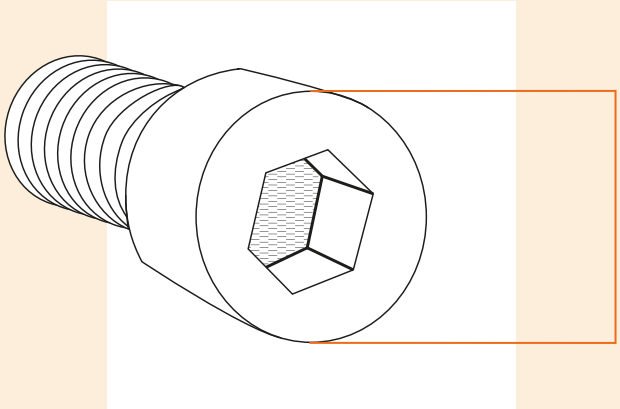

Durchmesser des Schraubenkopfes
Diameter of the screw head

5 Material / *Material*

PA / Polyamid

6 Farbe / *Color*

ISK

INNENSECHSKANTKAPPE / *HEXAGON SOCKET CAP*

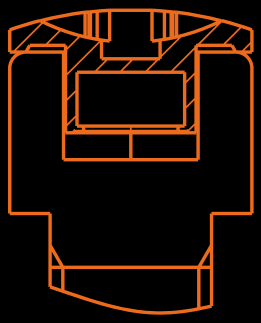

Ausführung / *Type 1*

Zur Abdeckung des Schlüsseleingriffs
To protect the key hole

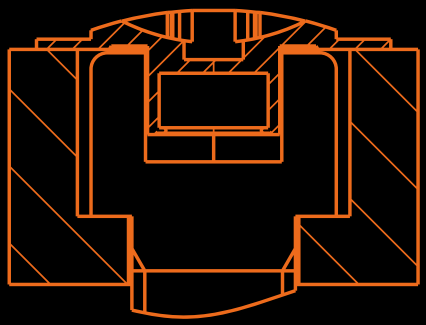

Ausführung / *Type 2*

Zur gleichzeitigen Abdeckung der Bohrung bei versenktem Schraubenkopf

To protect the bore hole as well in case of counter screws

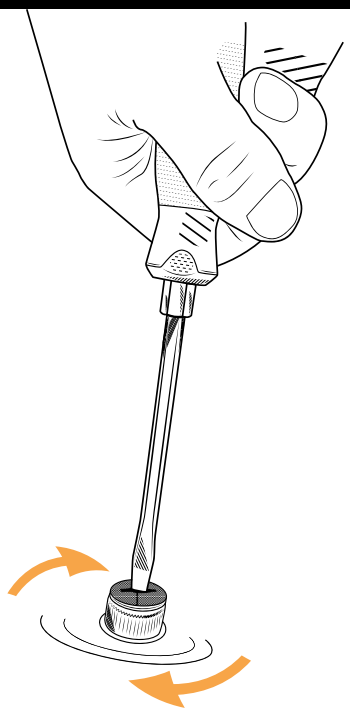

- Wiederverwendbar / *Reuseable*
- Wetterbeständig / *Weatherproof*
- Diverse Größen / *Various sizes*
- Garantierter Halt / *Guaranteed hold*
- Sicher / *Safe*

Leichte Montage / *Easy assembly*

ISK aufstecken, dann mit einem Schraubendreher um 10° festziehen / *Put ISK in, then tighten it 10° with a screwdriver*

INNENSECHSKANTKAPPE *HEXAGON SOCKET CAP* ISK

		Artikelmaße / *Article dimensions in mm*		
Metr. DIN/ *Bolt size*	ARTIKEL *PART CODE*	T Innenhöhe/ *Inside height*	H Außenhöhe/ *Outside height*	D Innen Ø/ *Inside Ø*
	ISK5-2-T3 /D13	3,5	2,0	13,0
8	ISK6-1-T4 /D13	4,0	2,0	13,0
8	ISK6-2-T4 /D18	4,0	2,0	18,0
10	ISK8-1-T5 /D16	5,0	2,0	16,0
10	ISK8-2-T5 /D20	4,5	3,0	20,0
12	ISK10-1-T6 /D18	6,0	3,0	18,0
12	ISK10-2-T6 /D24	6,0	3,0	24,0
14	ISK12-1-T7 /D21	7,0	4,0	21,0
14	ISK12-2-T7 /D26	7,0	4,0	26,0
16	ISK14-1-T8 /D24	8,0	4,0	24,0
16	ISK14-2-T8 /D30	8,0	4,0	30,0
20	ISK17-1-T10 /D30	10,0	5,0	30,0
20	ISK17-2-T10 /D36	10,0	5,5	36,0
24	ISK19-1-T12 /D36	12,0	5,5	36,5
24	ISK19-2-T12 /D43	12,0	5,5	44,0
27	ISK19-1-T12 /D40	12,0	6,0	40,5
30	ISK22-1-T15 /D45	15,0	7,0	46,0
36	ISK27-1-T17 /D50	18,5	8,5	54,0
42	ISK32-1-T24 /D63	25,5	8,5	64,0

Ausführungen / *Types*

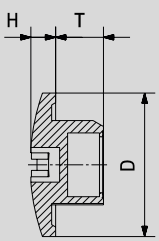

1

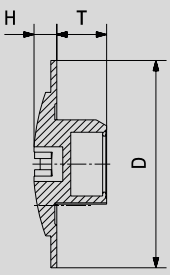

2

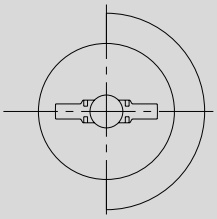

RADOLID KORREX EP 7010
Korrosionsschutzfett / *Anti-corrosion grease*

Beschreibung / Anwendung

RADOLID Korrex EP 7010 ist ein naturfarbenes Korrosionsschutzfett zur zusätzlichen Anwendung in Verbindung mit den RADOLID Schutzkappen. In Kombination kann nachweislich ein besserer Korrosionsschutz der Schraubverbindung erreicht werden. Aus diesem Grund findet das RADOLID Korrex EP7010 besonders Anwendung in Gebieten mit hoher Luftfeuchtigkeit und hohem Salzgehalt.

Description / Application

RADOLID Korrex EP7010 is a natural colored anti-corrosion grease that can be used in combination with RADOLID protective caps. It is proven that a better protection from corrosion for screw installations can be achieved with this combination. Therefore RADOLID Korrex EP7010 is used especially in areas with higher humidity and higher salinity in the air.

Bei Bedarf stehen wir Ihnen gerne zur weiteren Beratung zur Verfügung.

If required you can contact us for additional service.

Herr Dominik Pinto
Tel.: +49 2351 9794 92
E-Mail: dpinto@radolid.de

Ergänzend zur RADOLID Schutzkappe
In addition to RADOLID protective caps

Firmensitz in Schalksmühle / *Company headquarters*

Änderungen der technischen Daten behalten wir uns vor. Informationen zu Handhabung, Lagerung und Arbeitssicherheit entnehmen Sie bitte den entsprechenden Sicherheitsdatenblättern.

Subject to modification of the technical data. For information on handling, storage and occupational safety, please refer to the relevant safety data sheets.

Weitere Informationen unter: www.radolid.de

Notizen / *Notes*



QUALITÄT - ZUVERLÄSSIGKEIT - SICHERHEIT

www.radolid.de